



**NOT MEASUREMENT
SENSITIVE**

**DOE-STD-1194-2011
JUNE 2011**

**CHANGE NOTICE NO.2
DECEMBER 2012**

DOE STANDARD

NUCLEAR MATERIALS CONTROL AND ACCOUNTABILITY



**U.S. Department of Energy
Washington, D.C. 20585**

AREA SANS

DISTRIBUTION STATEMENT A. Approved for public release; distribution is unlimited.

ATTACHMENT 1

Change Notice No. 2

DOE –STD-1194-2011

December 2012

Nuclear Materials Control and Accountability

Table of Changes

Page/Section	Change
Page 19/Section 6.2.1.1.	Correct “..... value of 239 may be assumed.” , tovalue of Pu-239 may be assumed.
Page 40/Section 6.2.7.2/ Table 6.2-3: Nuclear Material Control Measures for Category I SNM/ Paragraph 2	Correct”(See Section XXX - Two- Person Rule), to (See Section 6.2.4.2 - Two- Person Rule)
Page 55/Section 6.4 (4)	Change from, “The accounting system provides data and reports on accountable nuclear material to NMMSS and Nuclear Materials Inventory Assessments.”, to “The accounting system provides data for reporting on accountable nuclear material to NMMSS and Nuclear Materials Inventory Assessments.”
Page 57/Section 6.4.3.3	Change from, “ To meet emergency needs the accounting system shall be capable of being updated daily or on demand, and a physical inventory listing of all SNM must be generated within 3 hours of the request.”, to “To meet emergency needs the accounting system shall be capable of being updated daily or on demand, and a book inventory listing of all SNM must be generated within 3 hours of the request.”

ATTACHMENT 2

Change Notice No. 1

DOE –STD-1194-2011

August 2011

Nuclear Materials Control and Accountability

Table of Changes

Page/Section	Change
Title Page	Formatting and font size adjusted.
Page 2/Section 4.h.	Reference to document was updated from DOE M 470.4-1 Chg 2, <i>Safeguards and Security Program Planning and Management</i> , dated 10-2-10 to DOE O 470.4B, <i>Safeguards and Security Program</i> , dated 7-21-11.
Page 2/Section 4.i.	Reference to document was updated from DOE M 470.4-2A <i>Physical Protection</i> , dated 7-23-09 to DOE O 473.3, <i>Protection Program Operations</i> , dated 6-27-11.
Page 2/Section 4.j.	Reference to document was updated from DOE M 470.4-4A, Chg 1, <i>Information Security Manual</i> , dated 10-12-10 to DOE O 471.6, <i>Information Security</i> , dated 6-20-11.
Page 2/Section 4.k.	Reference to document was updated from DOE M 470.4-5 <i>Personnel Security</i> , dated 8-26-05 to DOE O 472.2, <i>Personnel Security</i> , dated 7-27-11.

This page is intentionally left blank.

TABLE OF CONTENTS

FOREWORD	iii
1. SCOPE	1
2. PURPOSE	1
3. APPLICABILITY	1
4. REFERENCES	1
5. ACRONYMS AND DEFINITIONS	3
6. SPECIFICATIONS	6
6.1 Program Management	6
6.1.1 Program Management Objectives	6
6.1.2 Material Control and Accountability Organization and Resources	6
6.1.3 Material Control and Accountability Plan	7
6.1.4 Personnel Training and Qualification	8
6.1.5 Change Control	10
6.1.6 Incident Investigation and Reporting	11
6.1.7 Performance Testing	11
6.1.8 Material Control and Accountability Assessments	15
6.2 Material Control	18
6.2.1 Nuclear Material Categorization	18
6.2.2 Graded Nuclear Material Control	26
6.2.3 Access Controls	27
6.2.4 Material Surveillance	28
6.2.5 Deactivation and Decommissioning	37
6.2.6 Termination of Safeguards	38
6.2.7 Returning Materials to the Active Inventory	39
6.3 Measurements	43
6.3.1 Types of Measurements	43
6.3.2 Measurement Methods and Procedures	44
6.3.3 Selection and Qualification of Measurement Methods	46
6.3.4 Measurement Control Program	47
6.3.5 Calibration and Standards	50
6.3.6 Control Limits	51
6.4 Accounting	56
6.4.1 General Accounting Practices	56
6.4.2 Account Structure	57
6.4.3 Accounting Systems	57
6.4.4 Accounting Data and Records	59
6.4.5 Accounting Reports	60
6.5 Physical Inventory	63
6.5.1 General Inventory Procedures	63
6.5.2 Scheduling and Planning Inventories	65
6.5.3 Automated Physical Inventories	65
6.5.4 Inventory of Unmeasured, Poorly-Measured, Irradiated, and Inaccessible Materials	66
6.5.5 Evaluating Inventory Programs	67
6.5.6 Inventory Reconciliation	67
6.5.7 Special (Emergency) Inventories	68
APPENDICES	
Appendix A: Suggested MC&A Plan Format	A-1
Appendix B: Graded Safeguards Table	B-1
Appendix C: Special Nuclear Materials	C-1
Appendix D: Other Accountable Nuclear Materials	D-1
CONCLUDING MATERIAL	72

FOREWORD

This Department of Energy Standard is for use by all DOE elements.

Beneficial comments (recommendations, additions, and deletions) and any pertinent data that may improve this document should be mailed to the U.S. Department of Energy; Office of Health, Safety, and Security; Office of Security Policy, GTN/HS-51; 1000 Independence Ave., SW; Washington, DC 20585-1290, or e-mailed to debarah.holmer@hq.doe.gov.

DOE Technical Standards do not establish requirements. However, all or part of the provisions in this Standard can become requirements under the following circumstances:

- (1) They are explicitly stated to be requirements in a DOE requirements document (e.g., a purchase requisition);
- (2) The organization makes a commitment to meet a Standard in a contract, implementation plan, or program plan; or
- (3) When incorporated into a contract.

Throughout this Standard, the words “must” or “shall” are used to denote actions that must be performed if the objectives of this Standard are to be met. If the provisions in this Standard are made requirements through one of the three ways discussed above, then the “shall” statements would become requirements. Goals or intended functionality are indicated by “will,” “may,” or “should.” It is not appropriate to consider that “should” statements would automatically be converted to “shall” statements as this action would violate the consensus process used to approve this standard.

This Standard was prepared following requirements for due process, consensus, and approval as required by the U.S. Department of Energy Standards Program. Consensus is established when substantial agreement has been reached by all members of the writing team and the Standard has been approved through the DOE directives approval process (REVCOM). Substantial agreement means much more than a simple majority, but not necessarily unanimity. Consensus requires that all views and objections be considered, and that a concerted effort be made toward their resolution.

NUCLEAR MATERIAL CONTROL AND ACCOUNTABILITY

1. **SCOPE**

This document describes establishing and maintaining a Material Control and Accountability (MC&A) program, where each MC&A program element is a part of a quality MC&A program. Each site/facility operator needs to establish a sustainable, effective graded safeguards program for the control and accounting of nuclear materials to detect and deter theft and diversion, and to prevent the unauthorized control of a weapon, test device, or materials that can be used to make an improvised nuclear device. The MC&A program implements a defense-in-depth system to ensure that all accountable nuclear materials are in their authorized location and being used for their intended purposes such that single component failures will not result in significant vulnerabilities. An effective and efficient MC&A program is based on the strategic and monetary value of the nuclear material.

Under the current MC&A DOE Order 474.2, *Nuclear Material Control and Accountability*, site/facility operators have many alternatives with regard to how their MC&A program is designed, managed, and operated. This technical standard is one methodology that can be used to achieve the desired compliance. The Technical Standard provides an acceptable MC&A approach commonly or typically used throughout the DOE and NRC. In the final analysis, DOE line management reviewer must make a judgment as to whether the site/facility operator can achieve, with high probability, the objectives stated in DOE O 474.2.

2. **PURPOSE**

The purpose of this technical standard is to provide site/facility operators with an accepted compliance-based means that is acceptable in meeting DOE metrics for MC&A policy requirement objectives. This is not intended to expand on the DOE O 474.2.

3. **APPLICABILITY**

This Technical Standard can be used by all site/facility operators with accountable nuclear materials and in so doing, will meet all requirements in DOE O 474.2. It also provides MC&A assessment guidance that can be used by DOE and NNSA to evaluate the adequacy of MC&A programs and MC&A Plans.

4. **REFERENCES**

- a. DOE O 200.1A, Information Technology Management, dated 12-23-08.
- b. DOE O 205.1B, *Department of Energy Cyber Security Program*, dated 5-16-11.
- c. DOE O 243.1, *Records Management Program*, dated 2-3-06.

- d. DOE O 251.1C, *Departmental Directives Program*, dated 1-15-09.
- e. DOE O 413.3B, *Program and Project Management for the Acquisition of Capital Assets*, dated 11-29-10 and series of 19 Guides dated 11-07 thru 3-7-10.
- f. DOE O 430.1B, Chg 2, *Real Property Asset Management*, dated 2-8-08.
- g. DOE O 470.3B, *Graded Security Protection (GSP) Policy*, dated 8-12-08.
- h. DOE O 470.4B, *Safeguards and Security Program*, dated 7-21-11.
- i. DOE O 473.3, *Protection Program Operations*, dated 6-27-11
- j. DOE O 471.6, *Information Security*, dated 6-20-11.
- k. DOE O 472.2, *Personnel Security*, dated 7-27-11.
- l. DOE O 474.2, *Nuclear Material Control and Accountability*, dated 6-27-2011.
- m. DOE O 422.1, *Conduct of Operations*, dated 6-29-10.
- n. DOE Administrative Records Schedule 18: *Security, Emergency Planning, and Safety Records*, Rev.1, dated 6-07.
- o. *International Target Values 2000 for Measurement Uncertainties in Safeguarding Nuclear Materials*, IAEA Report STR-327, published April 2001.
- p. C.W. Coates, B.L. Broadhead, A.M. Krichinsky, R.W. Leggett, M.B. Emmett, J.B. Hines, *Radiation Effects on Personnel Performance Capability and a Summary of Dose Levels for Spent Research Reactor Fuels*, ORNL/TM-2005/261, Oak Ridge National Laboratory (December 2005).
- q. ASTM C 1215-92 (1997). Standard Guide for Preparing and Integrating Precision and Bias Statements in Test Methods Standards Used in the Nuclear Industry.
- r. Nuclear Materials Management and Safeguards System (NMMSS) User Guide 1.0, via web link (Go to <http://www.hss.energy.gov/nmmss/> under Info), dated October 2008.
- s. References commonly used in the Safeguards and Security Program are located on the Policy Information Resource website <http://pir.pnl.gov>.

5. ACRONYMS AND DEFINITIONS

ACRONYMS:

CFO	Cognizant Field Office
DAC	Daily Administrative Check
DoD	The U.S. Department of Defense
DOE	The U.S. Department of Energy
IAEA	International Atomic Energy Agency
LANMAS	Local Area Nuclear Material Accountability Software
LEID	Limit of Error of the Inventory Difference
MAA	Material Access Area
MBA	Material Balance Area
MBR	Material Balance Report
MC&A	Material Control and Accountability
NBL	New Brunswick Laboratory
NDA	Nondestructive Assay
NIST	National Institute of Standards and Technology
NMMSS	Nuclear Materials Management and Safeguards System
NNSA	National Nuclear Security Administration
NOL	Normal Operating Losses
NRC	Nuclear Regulatory Commission
NTC	National Training Center
PA	Protected Area
PPA	Property Protection Area
REVCOM	Review and Comment, for the U.S. Department of Energy Directives System
RFID	Radiofrequency Identification
RIS	Reporting Identification Symbol
SEID	Standard Error of the Inventory Difference
SNM	Special Nuclear Material
TID	Tamper-Indicating Device
VA	Vulnerability Assessment

DEFINITIONS:

Accountable Nuclear Material is all materials regulated by DOE O 474.2

Active inventory is the sum of additions to inventory, beginning inventory, ending inventory, and removals from inventory, after all common terms have been excluded. Common terms are any material values, which appear in the active inventory calculation more than once and come from the same measurement.

Beginning inventory (BI) is the book inventory quantity at the beginning of an inventory period.

Confirmation Measurement is a qualitative or quantitative measurement made to verify the integrity of an item by testing whether some attribute or characteristic of the nuclear material in the item is consistent with the expected attribute or characteristic of the material. The measurement method used for confirmatory measurements must be capable of determining the presence of a specific attribute of the material, consistent with valid acceptance, and rejection criteria.

Critical System Element is a component or subcomponent of a safeguards and security protection system that directly affects the ability of the system to perform a required function. Critical components may be equipment, procedures, or personnel.

Highly Irradiated is material sufficiently radioactive to ensure a high probability of failure of task(s) by an adversary. The determination of high probability of failure of task(s) must be coordinated with the sites risk assessment and/or other assessments performed by the site.

Inventory difference (ID) is the arithmetic difference obtained by subtracting the quantity of SNM tabulated from a physical inventory from the book inventory quantity. Book inventory quantity is equivalent to the beginning inventory (BI), plus additions to inventory (A) minus removals from inventory (R), while the physical inventory quantity is the ending inventory (EI) for the material balance period in question (as physically determined). Thus mathematically, $ID = (BI + A - R) - EI$ or $ID = BI + A - R - EI$. ID is sometimes also referred to as material unaccounted for in the international community.

Key Measurement Point is a location where nuclear material appears in such a form that it may be measured to determine material flow or inventory. Includes, but is not limited to, the inputs and outputs (including measured discards) and holdings in material balance areas.

Material Balance is a calculation evaluating the physical inventory of nuclear material actually present in an area using beginning and ending inventories after considering transfers of nuclear material into and out of the material balance area.

Material Balance Area (MBA) is an area that is both a subsidiary account of materials at a facility and a single geographical area that has defined boundaries and is an integral

operation. It is used to identify the location and quantity of nuclear materials in the facility.

Physical inventory is the determination on a measured basis of the quantity of special nuclear material on hand at a given time. The methods of physical inventory and associated measurements will vary depending on the material to be inventoried and the process involved.

Random Error is the chance variation encountered in all measurement work characterized by the random occurrence of both positive and negative deviations from the mean value. (ASTM C1215-92(1997), Standard Guide for Preparing and Interpreting Precision and Bias Statements in Test Method Standards Used in the Nuclear Industry)

Reportable Quantity is the amount of accountable nuclear material for which changes in quantity, form, composition, location, or program code must be reported to the National Nuclear Materials Management and Safeguards System (NMMSS), as required by DOE O 474.2.

Systematic Error is a unidirectional error that affects all members of a data set. The terms "bias" and "systematic error" are often interchanged. However, any determined bias (i.e., a bias estimated from control standard measurements) has an uncertainty value associated with it. Thus, after correcting for any estimated bias, the uncertainty of that bias can be regarded as a systematic error. If an estimated bias is not applied as a correction, the combination of the bias, plus its uncertainty, should be regarded as the systematic error.

Tamper-Indicating Device (TID) is a device that may be used on items such as containers and doors, which because of its uniqueness in design or structure, reveals violations of containment integrity. These devices on doors (and fences) are more generally called security seals.

Verification Measurement is a quantitative re-measurement of the amount of nuclear material in an item made to verify the quantity of nuclear material present. Verification measurements, when used to adjust accountability records, must have accuracy and precision comparable to, or better than, the original measurement method

6 SPECIFICATIONS

6.1 PROGRAM MANAGEMENT

6.1.1 Program Management Objectives

- (a) The program ensures that documentation is sufficient to maintain a comprehensive, effective, and cost-efficient program to control and account for nuclear materials.
- (b) The program defines MC&A system elements with performance goals that reflect consequence of loss or misuse of the material managed by the program.
- (c) The program must be graded (i.e., graded protection and graded safeguards) based on the consequence of loss and contain control and accounting mechanisms for nuclear materials.
- (d) The program establishes and maintains an evaluation program that monitors the effectiveness of the MC&A system.
- (e) The program responds effectively and efficiently to material loss indicators, anomalous conditions, and degradation of system performance.
- (f) Program management ensures the integration of MC&A with Safeguards & Security and other site programs.

6.1.2 MC&A Organization and Resources

Site/facility operators need to implement a management structure that permits effective functioning of the MC&A program. Additionally, personnel and equipment resources need to be clearly delineated. Eliminating ambiguities, about what is to be done by whom, will help to counter the defeat of the system through neglect, deceit, or falsification, and will free MC&A management from conflicts of interest with other major responsibilities, such as mission-related objectives.

- 6.1.2.1 The site/facility operator management structure shall provide effective control of accountable nuclear materials.
- 6.1.2.2 The MC&A organization shall be independent of plant/facility operation organizations, such that MC&A objectives are met regardless of plant mission concerns.
- 6.1.2.3 The internal controls that ensure separation of duties shall be documented. An individual shall not have sole authority to oversee, evaluate performance, and audit information for which he/she is responsible.
- 6.1.2.4 MC&A organization, management structure, lines of authority and points of interface shall be documented. Functions and responsibilities of the personnel of the MC&A organization may be delineated on an organizational chart.
- 6.1.2.5 MC&A activities shall be coordinated and integrated with those of the analytical and nondestructive assay (NDA) laboratories, site protection programs, operations, safety, and emergency planning.

6.1.2.6 Responsibilities and authorities for all MC&A activities shall be defined and documented. At a minimum, the following organizational units and their functions shall be addressed:

- MC&A and nuclear materials management organizations.
- Security organization that has responsibility for security systems, control of locks, assisting in vault ingress and egress, monitoring SNM transfers and when assigned, the performance testing of SNM portal monitoring, material surveillance and access controls.
- Operational organizational units that have responsibility for processing or testing nuclear materials, process monitoring, conducting inventories, nuclear material transfers, and appointing tamper-indicating device (TID) custodians, TID applicators/verifiers, and material balance area (MBA) custodians or representatives (when not assigned to the MC&A organization).
- Measurement organizational units that have responsibility for activities associated with destructive and nondestructive measurements and their functionality in relationship to process and accountability measurements, including waste measurements.
- Administrative organizational units that include planning, assessments, testing, training, document preparation, and incident reporting.

6.1.2.7 Line Management shall ensure that the resources and personnel needed to implement and maintain an effective MC&A program are identified, documented, and available for work on that project.

6.1.3 MC&A Plan

The approved MC&A Plan provides the safeguards authorization for the site/facility operator to possess accountable nuclear materials and specifies how those materials are accounted for and controlled on a graded safeguards basis. It includes all fundamental commitments that define the bounds within, which the MC&A program will function and the detailed level of performance. The MC&A plan must define the critical system elements for the MC&A Program and if there are none, the plan must state this. Development of performance goals should be methodical and address areas where the most benefit will be achieved within the constraints of existing resources.

6.1.3.1 The MC&A Plan shall accurately describe the overall MC&A program and its associated system of controls in sufficient detail to allow evaluation by DOE/NNSA oversight organizations (The MC&A Plan may be documented similar to the example outlined in Appendix A).

- 6.1.3.2 The site/facility operator shall identify key measurement points and types of measurements in a process map or description (e.g., plan of the day); transfer operations showing transfer documentation and checks to be performed; and physical inventories showing the interrelated activities of materials handlers, measurement personnel, accountants, and statisticians, as applicable.
- 6.1.3.3 Procedures referenced in the body of the MC&A Plan or detailed in an appendix may be changed without DOE approval, provided plan commitments and capabilities are not degraded as a result of the change.
- 6.1.3.4 Procedures shall be established by the site/facility operator for emergency conditions and periods when MC&A systems are inoperative. These measures shall ensure that access to or removal of SNM would be detected during these periods.
- 6.1.3.5 The MC&A Plan shall describe how MC&A will be implemented following new construction projects and renovations to existing process areas. Changes to site operations shall be evaluated for impact to MC&A programs prior to implementation.
- 6.1.3.6 The MC&A Plan shall include a description of which MC&A records will be retained and the length of time they will be retained as required by DOE O 243.1, *Records Management Program*.
- 6.1.3.7 During surveys, DOE line management will further evaluate the Plan by inspecting and testing MC&A elements against the program element objectives, and evaluating overall MC&A system effectiveness.

6.1.4 Personnel Training and Qualification

In order to ensure that the MC&A program is implemented effectively and as described in the MC&A Plan, personnel at all levels of all organizations with MC&A duties and responsibilities need to be knowledgeable of the MC&A plan and the program it represents. A familiarization of operations coupled with the MC&A Training and Qualification Program can help ensure that these individuals are adequately prepared to perform their functions correctly.

- 6.1.4.1 The MC&A Training and Qualification Program
 - 6.1.4.1.1 The MC&A Training and Qualification Program shall have training that is evaluated at the site level for consistency with DOE policy and needs, which may be provided by an external resource.
 - 6.1.4.1.2 The MC&A Training and Qualification Program shall be documented and:
 - Identify MC&A jobs and their requirements,
 - Establish minimum qualifications for candidates,
 - Provide training materials sufficient to ensure that candidates understand applicable procedures and are qualified to carry out their assigned duties, and
 - Define re-qualification criteria.

- 6.1.4.1.3 Training plans shall be derived from a valid needs analysis and periodically reviewed, at least annually, to ensure that they are current with MC&A jobs requirements. The training plans shall identify:
- Training goals and objectives for each lesson
 - Positions that receive MC&A training
 - Types of training used (e.g., on-the-job, classroom, or computer based)
 - Whether the training is initial or refresher
 - Whether training is knowledge- and/or performance-based
 - Lesson materials
 - Student evaluation and pass/fail criteria
 - Completion of testing or granting of equivalency documented in the training records system
- 6.1.4.1.4 Training that meets analysis requirements can be provided by external resources such as commercial vendors or other Government training agencies (e.g., National Training Center).

6.1.4.2 Measurements Training

Measurements are the basis for nuclear materials accountability, and as such, specific training needs must be afforded to individuals responsible for making these measurements and evaluating measurement results.

- 6.1.4.2.1 In addition to the MC&A Training and Qualification Program requirements stated above, the training needs for personnel who perform sampling and bulk measurements, NDA measurements, and destructive assay measurements shall be documented in a measurement or training plan and implemented.
- 6.1.4.2.2 The measurement or training plan shall include the qualification criteria for acceptable levels of proficiency prior to personnel performing measurements. When changes are made in devices or measurement methods being used, the measurement or training plan shall be reviewed and updated as appropriate.
- 6.1.4.2.3 Measurement personnel who perform destructive analyses shall demonstrate proficiency for each method at least once a day or for each batch. It is acceptable to demonstrate re-qualification based on performance of the measurement on a routine basis.
- 6.1.4.2.4 Personnel shall be knowledgeable of the standards and their values for each measurement system. Where sampling of bulk material is necessary, personnel shall be familiar with the sampling and sub-sampling programs that are implemented to ensure that portions of bulk material taken for measurement are representative of the total bulk material and that sampling errors are minimized.
- 6.1.4.3 A system of managing MC&A training records shall be developed and maintained with:

- Dates of courses, course title, personnel attendance, and scores/grades achieved, where applicable
- Retention of records in electronic or hardcopy form
- Retention of records of training provided at the NTC recorded by the NTC and the organization sponsoring the individual
- Retention of records of training provided at other facilities, including contractor or other Government facilities (records are provided to and retained by the organization sponsoring the individual).

6.1.5 Change Control

6.1.5.1 A change control process shall be used to ensure that changes to a procedure, process, or measurement system are introduced in a controlled and coordinated manner. Change control reduces the possibility that unnecessary changes/errors will be introduced to a system or process without forethought. The goals of a change control procedure should include minimal disruption to services, reduction in back-out activities, and cost-effective utilization of resources involved in implementing change.

6.1.5.2 The MC&A Plan must be under change control. Conflicts in upgrading or changing procedures, processes, systems, or software that are integral to MC&A reporting and accountability must be avoided. The procedure development, review, revision, and approval process in DOE O 422.1, *Conduct of Operations*, Attachment 2, Section 2, p. Technical Procedures, should be followed. The following is an example of a change control process:

1. Request for change: The site/facility operator (MC&A personnel) initiates by making a formal request for something to be changed to management. The management change control team then records and categorizes that request. This categorization would include estimates of importance, impact, and complexity.
2. Assessment of impacts: The impact assessor(s) then make their risk analysis typically by answering a set of questions concerning risk, both to the system and to the process, and follow this by making a judgment on who should carry out the change. If the change requires more than one type of assessment, the head of the change control team will consolidate these. Everyone with a stake in the change then must meet to determine whether there is a technical justification for the change. The change is then sent to the operations team for planning.
3. Plan: Management will assign the change to a specific team, usually one with the specific role of carrying out this particular type of change. The team's first job is to plan the change in detail, as well as construct a backup plan in case the change needs to be backed out.

4. Test/Approve: If all affected agree with the plan, the delivery team will build the solution, which will then be tested. They will then seek approval and request a time and date to carry out the implementation phase.
5. Implement: The site/facility operator must determine a time, date, and cost of implementation. Following implementation, it is usual to carry out a post-implementation review which would take place at another meeting.
6. Close Change Action: When all agree that the change was implemented correctly, the change action can be closed.

6.1.6 Incident Investigation and Reporting

When an incident involving an actual or potential loss of nuclear material is indicated, prompt actions are necessary to correctly identify the cause in a timely manner. Prompt resolution will facilitate recovery of “lost” or stolen material, when the following exist:

- memories of events leading up to an alarm are fresh,
- materials are still available for re-measurement, and
- fewer changes in process conditions, inventories, in-process holdup, and item locations have occurred.

- 6.1.6.1 An incident shall be reported to DOE line management in accordance with the reporting requirements, stated in DOE M 470.4-1 Chg 2, *Safeguards and Security Program Planning and Management*.
- 6.1.6.2 The site/facility operator’s alarm resolution program shall identify the type of anomaly and its cause.
- 6.1.6.3 Actions shall be taken to ensure that investigation and resolution occurs in a timely manner.

6.1.7 Performance Testing

Performance testing is required to document MC&A system element and procedure capability. It is used to validate functional requirements, system operability, and effectiveness of implementation. Performance testing supports validation of vulnerability assessments and self-assessments, and must be conducted with the highest regard for the safety and health of personnel, protection of the environment, protection of Government property, and national security interests. When used to support vulnerability assessments, consideration shall be given to depict a level of realism for tests to be representative of the capabilities of current DOE O 470.3B, *Graded Security Protection (GSP) Policy*.

- 6.1.7.1 The site/facility operator shall establish an MC&A Performance Testing Program to evaluate MC&A system elements that can detect a threat in time to detect loss or diversion, as well as elements that assure SNM is properly protected and is in accountability. Critical system elements may include equipment, procedures, and people.

- 6.1.7.2 Each MC&A system element or elements identified by the MC&A Performance Testing Program shall be tested for effectiveness, covering the range of performance parameters required in the MC&A Plan. These tests, and the number of tests needed, shall be conducted:
- On a schedule based on a combination of graded safeguards, system reliability, and past performance testing results,
 - After any equipment repairs, and
 - After each inoperative or ineffective state for MC&A systems.
- 6.1.7.3 Safeguards and security performance tests involving MC&A system elements shall be performed at least every 365 days (annually not to exceed twelve months). The test shall be based on a comprehensive site or facility threat scenario that demonstrates overall facility safeguards and security system effectiveness. When vulnerability assessments are conducted, comprehensive threat scenarios documented in the vulnerability assessment shall be used.
- 6.1.7.4 The following MC&A system elements must be tested:
- (1) Access controls for Category I and II quantities of SNM - Performance tests for access controls must be designed and conducted to evaluate the effectiveness. The tests conducted must demonstrate detection of unauthorized access with at least a 95 percent probability. Testing of access controls must be facility-specific, and the scope and the extent of the testing must be documented by the site/facility operator and approved at a level as specified in the MC&A Plan.
 - (2) Material surveillance activities for Category I and II quantities of SNM - Performance tests must be designed and conducted to evaluate the effectiveness of material surveillance activities. The tests conducted must demonstrate detection of unauthorized actions, with at least a 95 percent probability. Material surveillance testing must be facility-specific, and the scope and the extent of the testing must be documented by the site/facility operator, and at a level as specified in the MC&A Plan.
 - (3) Tamper-indicating device application and record system - The TID record system must accurately reflect the location and identity of TIDs for at least 99 percent of the TIDs inspected. The TID program must ensure that TIDs are properly in place for at least 95 percent of the TIDs inspected.
 - a. To comply with the TID performance requirement, TIDs must be inspected for all items selected for physical inventory and/or transfer.
 - b. Testing to ensure TIDs are properly in place must include checking to see that the TID has been properly applied and the integrity of the TID has not been violated.
 - c. Performance must be verified at least every 365 days (e.g., annually not to exceed twelve months) except for facilities whose physical

inventories are conducted less frequently than once a year. For such facilities, performance must be verified at the same frequency as inventories are conducted.

- d. Testing for this requirement is not intended to require destruction of properly applied TIDs, whose integrity has not been violated.

Example 6.1.7-1

During a fiscal year, a facility makes 1,500 transfers and 1,000 of them involve TID'ed items. The physical inventories conducted involve the inspection of 500 items with TIDs. In both cases, there is a procedure requirement to check that the TID is accurately reflected in the records, and validate that the TID is in place. Procedures require the facility to report any discrepancies. During the calendar year, there is a report of 2 TIDs were incorrectly identified (transposition errors) and 1 TID was improperly applied. The calculation required is $2/1500 = 0.13$ percent incorrectly identified, and $1/1500 = 0.067$ percent not properly in place. Both of these meet the 99 percent and 95 percent requirement.

- (4) SNM and Metal Portal Monitoring - Performance testing requirements must include those necessary to verify vulnerability assessments, detection requirements, and applicable tests described in ASTM International Standard Guides.
- (5) Accounting Record System - The accounting record system must accurately reflect item identity and location for at least 99 percent of items selected for physical inventory and/or transfer. If more than 1 percent of the accounting records selected is found to be in error, corrective actions must be taken for the accounting system as a whole. Prior definition of what constitutes an error must be specified. Performance must be verified at least every 365 days (e.g., annually, not to exceed twelve months) except for facilities whose physical inventories are conducted less frequently than once a year. For such facilities, performance must be verified at the same frequency as inventories are conducted.
- (6) Confirmation/Verification Measurements - For Category I and II items, acceptance/rejection criteria for verification measurements and, where technically feasible, for confirmatory measurements, must be based on the standard deviation for the measurement method under operating conditions. Control limits for such criteria must be set at no wider than three times the standard deviation for the method. The control limits must be reviewed and approved by DOE line management
- (7) Inventory Difference Control Limits for MBAs - For Category I and II, MBAs, limits-of-error must not exceed a 2 percent of the active inventory during the inventory period and must not exceed a Category II quantity of material. For Category III and IV, MBAs, limits-of-error of inventory differences must not exceed a specified percentage of the active inventory during the inventory

period to a maximum of a specified quantity; the specified percentage and maximum quantity must be approved by DOE line management. The term “active inventory” means the sum of additions to inventory, beginning inventory, ending inventory, inventory adjustments, and removals from inventory after all “common terms” have been excluded (in this context, “common terms” are material values that appear in the active inventory calculation more than once and come from the same measurement).

Example 6.1.7-2

The below data were observed at the end of an inventory period for a Category I MBA within a conversion facility that receives plutonium oxide (PuO_2) and converts it to plutonium metal. Are the limits of error for the inventory difference excessive?

Inventory Difference (ID):	2,600 g Pu
Limit of Error for the Inventory Difference (LEID):	3,100 g Pu
Active Inventory:	85,000 g Pu

The LEID of 3,100 g Pu exceeds $0.02 \times 85,000 \text{ g Pu} = 1,700 \text{ g Pu}$, which is two percent of the active inventory. Furthermore, if all of the SNM is conservatively assumed to be Attractiveness Level B (plutonium metal), the LEID of 3,100 g Pu also exceeds 2,000 g Pu, which is the upper limit of a Category II quantity. For both conditions, the inventory difference must be investigated.

- 6.1.7.5 The program shall include a comprehensive set of tests and a frequency of testing that confirm the capability of implemented and operating MC&A elements. The scope and frequency of testing shall be based on the graded safeguards concept with greater testing for Category I locations of SNM than for Category IV locations.

Example 6.1.7-3

A site has 3 Category I MBAs, one of which is a storage MBA and the other two MBAs are processing areas. There are also 6 Category III MBAs and 8 Category IV MBAs. What would be a possible testing frequency for the conduct of performance tests?

Answer: Although there are less Category I MBAs, these are more important and the emphasis should be on MC&A in these areas. The site determined that 50 performance tests would be conducted during the year. The DOE approved MC&A Plan states that the Category I MBAs are weighted 5 times more heavily than Category III's, but performance tests are conducted only one time for the Category IV's. The first iteration of performance tests was 25, 5, 1 as a weighting, which would only be 31 tests. Next are 35, 7, 2, or 44 tests. The

final determination was 38, 9, 3 as the number of performance tests to be conducted in these Category I, III, and IV MBAs respectively during the year.

- 6.1.7.6 A description of the MC&A Performance Testing Program shall be provided that includes the development, implementation, revision, and recordkeeping of test plans and the preparation of reports. Recordkeeping of performance tests shall be capable of providing an audit trail that clearly shows the relationship between test data and test documentation.
- 6.1.7.7 MC&A program documentation shall address actions taken as a result of performance test failures. Unsatisfactory performance test results are determined from criteria specified in test plans, and the site/facility operator shall develop corrective action plans and, where necessary, take compensatory measures. MC&A program documentation shall specify when operations protected by inadequate MC&A measures are altered or suspended.
- 6.1.7.8 The MC&A program shall be considered in a degraded mode until such testing has confirmed the operability of all applicable performance parameters. Compensatory measures may be required during such degraded modes. System elements shall be evaluated for continuing operability through the conduct of operability tests.

6.1.8 MC&A Assessments

MC&A assessments are periodically conducted to:

- Provide assurance to the site/facility operator, and the DOE that safeguards and MC&A interests and activities are protected at the required levels
- Provide a basis for management decisions regarding the MC&A implementation program, including allocation of resources, acceptance of risk, and mitigation of vulnerabilities
- Identify MC&A program strengths and weaknesses
- Provide documentation of compliance- and performance-based oversight activities.

MC&A system effectiveness is determined using assessments and performance testing to ensure that all elements of the MC&A program are functioning correctly and as planned.

- 6.1.8.1 The site/facility operator shall establish a self-assessment program to assess the integrity and quality of its MC&A systems and procedures. The program must determine the effectiveness of the MC&A system, under both normal operations and emergency conditions, in deterring, detecting and responding to the unauthorized removal of SNM from its authorized location and other unauthorized activities.
- 6.1.8.2 The scope and content of self-assessments shall be graded based on MBA category and be documented with the following topics:
 - Identification of abnormal situations;

- Loss mechanisms, loss detection capabilities, and localization of inventory differences;
- Selection, maintenance, calibration, and testing functions to ensure proper equipment and system performance;
- MC&A system checks and balances, including separation of responsibilities and duties, used to identify irregularities and detect tampering with materials or MC&A system components;
- Change controls, including authorization requirements, to detect unauthorized or inappropriate modification of system components, procedures, or data. The change control system must address requirements for review, authorization, documentation, notification, and controls on equipment selection, procurement, and maintenance;
- Procedures or checks to ensure the reliability and accuracy of MC&A data and information;
- Performance testing conducted by the facility operator. This portion of the assessment should address the design of performance tests and the results obtained by the testing program since the last assessment;
- Procedures for emergency conditions and for periods when MC&A system components are inoperative;
- Material containment, material access, and material surveillance procedures;
- Physical inventory program and reconciliation practices;
- Accounting system procedures, capabilities, and sensitivities;
- Measurement control program; and
- TID programs.

6.1.8.3 The self-assessment program shall have a documented schedule, which will be provided to DOE line management with updates whenever schedule changes are made. In addition to scheduled assessments, assessments shall be conducted prior to start-up of new facilities or operations, whenever changes are made in facilities, operations, or MC&A features that might alter the performance of the MC&A system, and whenever performance test and assessment results indicate a decline in performance.

6.1.8.4 The results of performance tests and the assessments of the above MC&A elements shall be incorporated into an annual evaluation of MC&A system capabilities. This MC&A system effectiveness evaluation shall be used to support the identification of MC&A resources and personnel needed to meet program objectives.

6.1.8.5 Self-assessments shall be performed by qualified personnel who are organizationally independent of process operations.

- 6.1.8.6 Findings from MC&A self-assessments, shall be maintained in a tracking system and include a corrective action plan. The corrective action plan shall include:
- Schedule for completion
 - Compensatory measures, when a vulnerability to SNM or the MC&A system is identified
 - Evaluation for trends to identify systemic and systematic causal factors.
- 6.1.8.7 In addition to the assessments described above, knowledgeable personnel, independent of the MC&A organization, shall conduct internal audits to fairly evaluate the MC&A function for compliance with internal plans and procedures. The frequency of these audits must be specified in the MC&A Plan.

6.2 MATERIAL CONTROL

An effective material control program element ensures that nuclear materials are properly protected and that they are not removed from their authorized location without approval or timely detection.

The objectives of a nuclear material control system are to:

- Detect, assess, and prevent unauthorized access to nuclear material.
- Detect, assess, and communicate alarms to response personnel in time to impede unauthorized use of nuclear material.
- Provide loss detection capability for nuclear material, and when not in its authorized location, be able to provide accurate information needed to assist in locating the material in a timely manner.
- The material containment and surveillance program in conjunction with other security program elements must have the capability to detect, assess, and respond to unauthorized activities and anomalous conditions/events.
- In coordination with security organizations, material control measures, assure that appropriate protection and controls are applied to nuclear materials, according to the quantity and attractiveness of the material.

6.2.1 Nuclear Material Categorization

The material category of SNM locations (e.g., MBAs, material access areas (MAA), protected areas (PA), and facilities) shall be determined to establish the required protection levels. Using the quantities of SNM present, and the attractiveness level and categorization steps below, the material category is determined directly from Appendix B, Graded Safeguards Table.

- 6.2.1.1 The attractiveness level of SNM shall be determined and used to assign category designation to nuclear materials and their locations. The attractiveness level determination is performed before consideration of the irradiation levels.

DOE O 474.2, Nuclear Material Control and Accountability, ranks SNM based on their usefulness in constructing a weapon and/or an improvised nuclear device. The attractiveness level ranking, ranges from Attractiveness Level A materials, which are directly usable as a weapon and/or an improvised nuclear device to Attractiveness Level E materials, which require difficult and complex processing before they can be used to construct a weapon and/or improvised nuclear device.

For Attractiveness Level B through E, the determination shall be made using the decision tree shown in Figure 6.2-1.

Weight percent SNM is calculated separately for each type of SNM present, by dividing the weight of the SNM in an item or sample by the net weight of the item or sample. The net weight is the weight of the material containing the SNM without simple mechanical removal of cladding or packaging that is

determined by a qualified measurement method.

The weight % SNM used in the calculation is the element weight % for plutonium or U-233 isotope weight %, or the U-235 weight % for enriched uranium, and should come from measurements of the isotopic composition. However, the atomic weight of plutonium may be taken from historical or "flow sheet" values or a value of Pu-239 may be assumed.

Calculating atom % is only necessary for possible Attractiveness Level B SNM. Chemical compounds of SNM and SNM metal that is < 50% enriched cannot exceed the 50 atom % criterion. In addition, even if the SNM is present as metal, it is only necessary to determine atom % if the SNM exceeds 50 weight %. Atom% is calculated using the following formula:

$$atom \% = 100 * \frac{\left(\frac{weight \% SNM}{SNM atomic weight} \right)}{\sum \left(\frac{weight \% of each element}{atomic weight of each element} \right)}$$

The sum in the denominator of the equation is over all known and quantified elements in the material.

Weight% is calculated using the following formula:

$$weight \% = 100 * \frac{(SNM atom\% * SNM atomic mass)}{\sum (atom \% of each element * atomic mass of each element)}$$

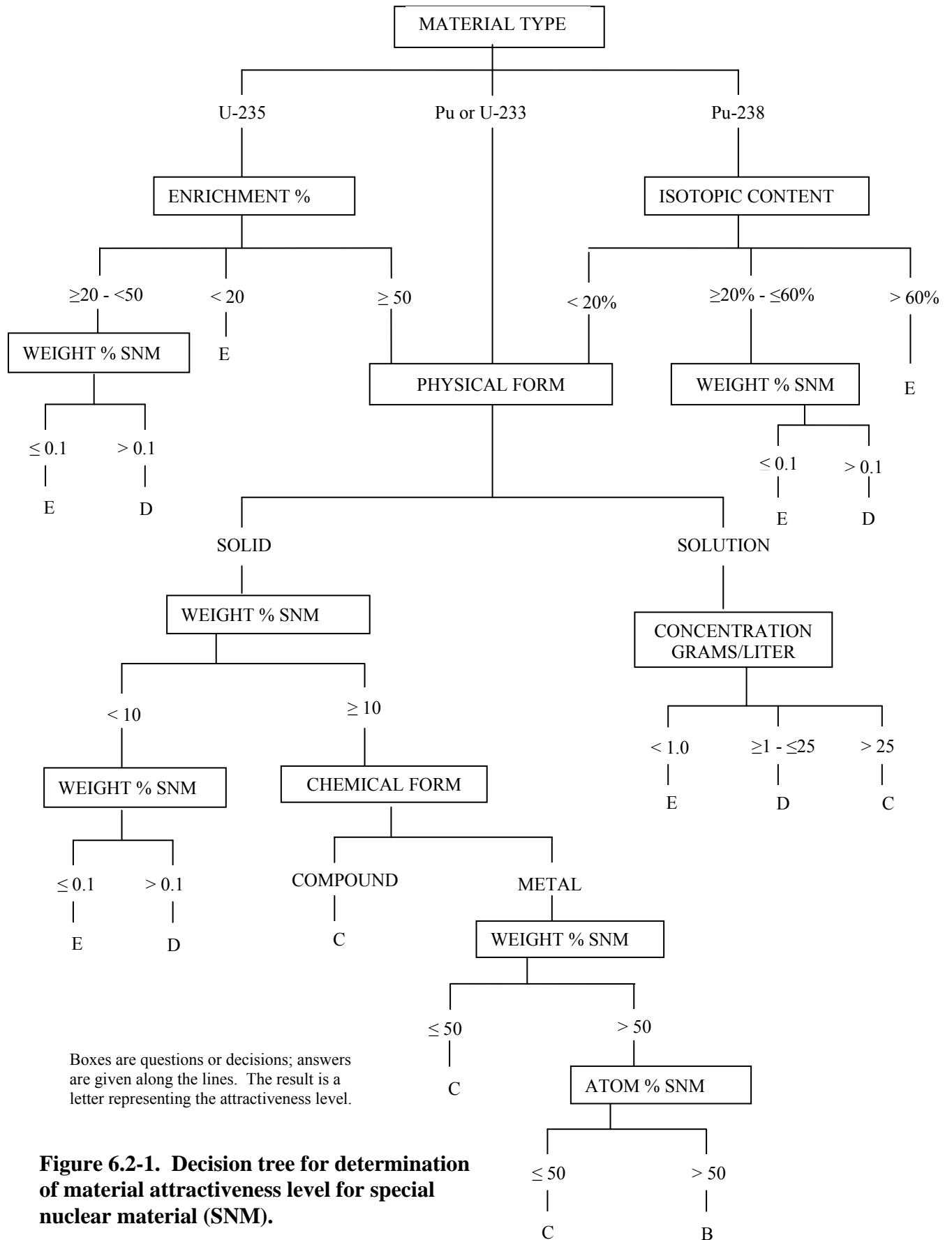


Figure 6.2-1. Decision tree for determination of material attractiveness level for special nuclear material (SNM).

- a. Attractiveness Level A: Weapons and test devices; partially assembled weapons and test devices sufficient to construct an improvised nuclear device using commercially available parts and materials.
- b. Attractiveness Level B: Pure forms of SNM with a total SNM content exceeding 50 atom percent; that is, greater than half of the atoms present in the material must be SNM. The SNM can be used in its existing form, or that can be utilized after simple mechanical removal of cladding, packaging, or matrix material to produce a weapon/improvised nuclear device through casting, forming, or other nonchemical operations.
- c. Attractiveness Level C: High-grade SNM that can be easily converted to metal. Generally, these materials are of high purity and require relatively little processing time or effort to obtain Level B material.
- d. Attractiveness Level D: Low-grade SNM that are more dilute or of lower purity than Level C materials, and require greater processing time or greater processing complexity to convert to metal than Level C materials.
- e. Attractiveness Level E: All accountable nuclear materials that do not meet the criteria for Attractiveness Level A through D.

6.2.1.1.1 Combined with the radiation dose rate, weight and weight percent SNM can enter into a site's decision to assign a lower attractiveness to an item. If any of the following conditions exist, then the Attractiveness Level of accountable nuclear materials, with a high dose rate, may be assigned protection at a lower Attractiveness Level:

6.2.1.1.1.1 Radiation: Items can be considered highly irradiated and may be protected as attractiveness level E. For radiation to be a mitigating factor, the radiation environment may be taken into consideration after determining the attractiveness level. A way to determine whether protection appropriate to a lower attractiveness level may be acceptable is as follows:

- Obtain adversary task list and the task time for each.
- Determine cumulative radiation dose upon completion of each task.
- Determine whether all tasks would be completed before incapacitation.
- If all tasks unlikely to be complete then attractiveness level E.

6.2.1.1.1.2 Net Weight: Item net weight can be considered, if an item is heavy such that removal from its location is restricted to the use of special tools or equipment, and those tools or equipment are controlled, locked and alarmed. For weight to be considered a mitigating factor, the item must:

- Weigh 100 kg or more after all mechanically attached material is removed; and
- Contain less than 2 kg plutonium or less than 5 kg U-235 (greater than 20 percent enriched) if the SNM were separated from the other materials.

A net weight of 100 kg or more combined with the high radiation level makes removal of an item very difficult for an individual adversary. When an item contains less than a quantity necessary for an improvised nuclear device, multiple items must be removed, which increase radiation exposure and removal task time. Consideration of weight plus radiation dose may allow reduction of attractiveness level at lower levels of radiation.

6.2.1.1.1.3 Weight Percent: Item weight percent can be considered, if the item contains less than one weight percent plutonium or less than one weight percent U-235, when the uranium enrichment is greater than 20% U-235. However, weight percent must be calculated without mechanically attached material. Also, if items such as fuel rods contain end caps containing no SNM, the weight percent must be calculated as if the end caps have been cut off.

Any decision to reduce the attractiveness level of nuclear material must be supported by an analysis that documents any change in risk by assigning a lower attractiveness level.

Attractiveness Level Determination

Example 6.2.1-1

Uranium-235 Fuel Element

Using the decision tree in Figure 6.2-1

Scenario 1: Unirradiated plates of 90 weight percent plutonium (Pu) alloyed with zirconium. Collectively, the Pu isotopes constitute 77 atom percent of the total material.

Line	SNM Attribute	Characteristic	Decision
1	Material Type	Pu	
2	Physical Form	Solid	
3	Weight% SNM (Pu)	$\geq 10\%$	
4	Chemical Form	Metal	
5	Weight% SNM (Pu)	$> 50\%$	
6	Atom% SNM (Pu)	$> 50\%$	Attractiveness Level B

Scenario 2: Uranium oxide (UO₂) containing uranium enriched to 25 weight percent U-235. The U-235 isotope constitutes 22 weight percent of the total material.

Line	SNM Attribute	Characteristic	Decision
1	Material Type	U-235	
2	Enrichment%	$\geq 20\%$ and $< 50\%$	
3	Weight% SNM (U-235)	$> 0.1\%$	Attractiveness Level D

6.2.1.2. Determination of category involves grouping materials by type, attractiveness level, and quantity. Material quantities are element weights for plutonium and isotope weights for uranium-235 (U-235) and uranium-233 (U-233). For the purposes of category determination, quantities of plutonium Material Type Code 40 and Material Type Code 50 are combined and considered as one material type. The Material Types can be found in Appendix C Special Nuclear Materials and Appendix D Other Accountable Nuclear Materials. Directions for determining the material category when multiple material types and attractiveness levels must be considered are provided in the following paragraphs.

- a. One Material Type, One Attractiveness Level. Sum the material in the attractiveness level and determine the category from Appendix B, Graded Safeguards Table.
- b. One Material Type, Multiple Attractiveness Levels (where a Category III or greater quantity of B-level material is included).
 - (1) Determine the amounts of SNM for materials in each of attractiveness levels B, C, and D.
 - (2) Calculate the “effective” quantity for attractiveness levels B and C by multiplying the quantity in attractiveness levels B and C by the appropriate factors in Table 6.2-1, Effective Quantities.
 - (3) Sum the effective amounts in attractiveness levels B and C.
 - (4) Compare the total effective amount, as calculated in section 6.2.1 .2.b (3) above, to the amounts in attractiveness level B from Appendix B, Graded Safeguards Table.
 - (5) Compare the amount of attractiveness level D to Appendix B, Graded Safeguards Table.
 - (6) The material category is the highest level of material category determined using the procedures in sections 6.2.1.2.b (1) through 6.2.1.2.b (4), or in section 6.2.1.2.b (5).
- c. One Material Type, Multiple Attractiveness Levels (where less than a Category III quantity of B-level material is included).

- (1) Determine the amounts of SNM for all attractiveness levels.
- (2) Compare the total amounts in each level to those in Appendix B, Graded Safeguards.
- (3) The material category level is the highest level of the material categories determined using the procedures in sections 6.2.1.2.c(1) and 6.2.1.2.c(2)
- (4) Multiple Material Types.
 - (a) Determine the category for each material type following the above procedures.
 - (b) The category is that determined for the individual material type that requires the highest level of protection.

Table 6.2-1: Effective Quantities

Attractiveness Level	Pu/U-233 Factor	U-235 Factor
B	1	1
C	$\frac{1}{3}$	$\frac{1}{4}$

- 6.2.1.3. Facility protection strategy changes resulting from changes in safeguards category based on materials holdings at the facility and the credibility of rollup shall be reviewed and approved by DOE line management.
- 6.2.1.4. Roll-up is the accumulation of smaller quantities of SNM to a higher category, based upon the categorizations steps listed above. In order to determine the credibility of roll-up, the attractiveness level, quantity and location must be known for all SNM. Activities, such as pre-approved transfers by both the MC&A organization and the shipping and receiving MBA custodians, phone-ahead authorizations, or preliminary calculations by the accounting system with computerized notification, shall be used to monitor roll-up. Unless it has been demonstrated by a vulnerability assessment that roll-up is not credible, SNM must be safeguarded and protected based on the total quantity of SNM for a location (e.g., MAA, PA, building, or group of buildings).

Table 6.2-2: Example of Rollup Determination

MBA	Category	Where Located	Quantity of Category B Material	Quantity of Category C Material
1	III	LA Inside PA	Pu: 199 grams	Pu: 1,800 grams
2	III	LA Inside PA	Pu: 199 grams	Pu: 1,800 grams
3	III	LA Inside PA	Pu: 199 grams	Pu: 660 grams
4	III	In LA Outside PA	HEU: 150 gU-235	HEU: 3,200 gU-235
5	III	In LA Outside PA	HEU: 150 gU-235	HEU: 2,950 gU-235

Analyses:

The questions that must be answered are:

- (1) Do the three Category III MBAs inside the PA total to a Category I quantity?
- (2) Do the two Category III MBAs outside the PA total to a Category II quantity?

The answer to (1) is found by:

$$199 + 199 + 199 + 1/3 (1,800 + 1,800 + 660) = 597 + 1420 = 2017$$

(see DOE O 474.2, Attachment 2, Table B)

This is a Category I quantity and, therefore, should be protected in an MAA. The inventory of one MBA could also be reduced by 200 grams of B material or 600 grams of C material and the roll-up would be less than a Category I quantity.

The answer to (2) is found by:

$$150 + 150 = 300 \text{ g of B material is less than a Category III quantity, but}$$

$$3,200 + 2,950 = 6,150 \text{ g U-235 which is a Category II quantity}$$

and must be in a PA.

Table 6.2-3. Additional Attractiveness Level E Criteria for SNM

Description/Form	Maximum SNM concentration* (wt%) for MC&A and physical protection termination	Maximum SNM concentration* (wt%) for only physical protection equivalent to Category IV
SNM solutions and oxides: nitrate, caustic or chloride solutions, contaminated/impure oxides, metal fines and turnings, glove box sweepings	0.1	N/A
SNM amenable to dissolution and subsequent separation: pyrochemical salts, chloride melt, hydroxide cake, floor sweepings, alumina, condensates reduction residues, sand, slag, and crucible, magnesium oxide crucibles spent fuel and spent fuel residues	0.1	0.2
SNM in organic matrixes or requiring mechanical separation disassembly and subsequent multiple recovery operations: HEPA filters, organic solutions, oils and sludges, graphite or carbon scrap, surface contaminated plastics, metal components, combustible rubber	0.2	1.0
SNM bound in matrix of solid, sintered, or agglomerated refractory materials: SNM embedded in glass or plastic, high-fired incinerator ash, spent resins, salt sludges, raffinates, and sulfides	0.5	2.0
SNM microencapsulated in refractory compounds or in solid-dilution: vitrified, bituminized, cemented, or polymer-encapsulated materials, SNM alloyed with refractory elements (tungsten, platinum, chromium, stainless steel); ceramic/glass salvage	1.0	5.0

*SNM weight percent is based on element weight for plutonium and isotope weight for U-235 and U-233.

6.2.2. Graded Nuclear Material Control

To effectively control and account for nuclear materials and meet the nuclear material control system objectives stated above, the site/facility operator shall establish and follow a graded nuclear material control program that provides the greatest relative amount of control and accountability for the types and quantities of SNM that can be most effectively used in a nuclear explosive device.

6.2.2.1. The nuclear material control measures for Category I locations shall, at a minimum, consist of those measures shown in Table 6.2-3, Nuclear Material Control Measures for Category I SNM.

6.2.2.2. The nuclear material control measures for Category II locations shall, at a minimum, consist of those measures shown in Table 6.2-4, Nuclear Material Control Measures for Category II SNM.

- 6.2.2.3. The nuclear material control measures for Category III locations shall, at a minimum, consist of those measures shown in Table 6.2-5, Nuclear Material Control Measures for Category III SNM.
- 6.2.2.4. The nuclear material control measures for Category IV locations shall, at a minimum, consist of those measures shown in Table 6.2-6, Nuclear Material Control Measures for Category IV SNM.

6.2.3. Access Controls

The site/facility operator shall develop and maintain a system for controlling access to nuclear material and nuclear material accounting data and equipment, consistent with the graded safeguards concept.

- 6.2.3.1 The site/facility operator shall identify persons authorized access for each MBA that have a need for access to perform assigned duties, or have a need to access nuclear materials, and shall control access to only those persons.
- 6.2.3.2 This list shall be prepared and maintained by the Facility or Building Manager with concurrence by the MC&A Manager. Personnel on an authorized access list must:
- have the DOE-required security clearance for the category of material in the area as designated in DOE M 470.4-5, *Personnel Security*,
 - have a need to access for their job function,
 - know the safeguards and security requirements for the area, and be trained in the appropriate MC&A procedures for their function.
- 6.2.3.3 The system for controlling access shall consist of procedures and/or equipment, consistent with the requirements in DOE M 470.4-2, Chg1, *Physical Protection*, and is capable of detecting unauthorized access and communicating this information to assessment and response personnel.
- 6.2.3.4 The system shall function during normal, as well as unusual and emergency conditions.
- 6.2.3.5 In defining access controls for nuclear materials, the site/facility operator can designate certain materials, as inaccessible. The following cases are considered inaccessible when accompanied by a justification:
- The nuclear material precludes diversion because of high temperature, chemical reactivity, radioactivity, or other chemical or physical property.
 - The removal of nuclear material from its authorized location cannot be accomplished because the tools or equipment needed for its removal are not available or would be readily detected.

Justification for determining inaccessibility shall be documented and supported by an assessment that considers adversary actions, nuclear material characteristics, engineered systems and barriers, administrative procedures, and site/facility response actions.

- 6.2.3.6 For SNM that is accessible, the site/facility operator shall implement procedures to minimize the quantity of material that is not in the storage configuration for the MBA category in which it resides.

When SNM is not in storage, it shall be considered “in use” which means that it is actively involved in a process, experiment, measurement, transfer, or other operation approved for the MBA.

- 6.2.3.7 For each system used for nuclear material accounting data, the site/facility operator shall control access to material control and accounting data and information.
- a. The site/facility operator shall identify persons that can enter, change, or access nuclear information and data.
 - b. The site/facility operator shall use administrative procedures, surveillance systems, and physical security systems as mechanisms to deny and detect unauthorized access to data-generating and recording devices, measurement equipment, tamper-indication devices, and other types of equipment used in MC&A activities.
 - c. Original source documents that are used to define inventories and measurement data shall be protected from deliberate alterations that could change the accounting record data.
 - d. Original source documents that require alterations that could change accounting record data must re-verified by a second authorized persons signature.

6.2.4. Material Surveillance

The material surveillance program is primarily concerned with detection of insider adversary activities, and is, therefore, a collection of information through devices and/or personnel observation to detect unauthorized movements of nuclear material, tampering with containment of nuclear material, falsification of information related to location and quantities of nuclear material, and tampering with safeguards devices. In order for visual surveillance to be considered effective, the person(s) observing must be capable of recognizing unauthorized activities, correctly assessing the situation, and reporting the activities to appropriate response personnel in time to deter theft, diversion, or radiological sabotage. If the recognition, assessment, or reporting is not effectively implemented, then the visual surveillance methodology is deficient, and additional means must be used to ensure detection and response.

6.2.4.1 Authorized locations. Nuclear material locations must be identified and be consistent with Site Security Plans and vulnerability assessments. Authorized locations can be fixed, i.e., vault and shelf location; or in-transit between MBAs or offsite shipments and receipts.

- a. The authorized location for nuclear material, in use or in storage, shall be the documented location in MC&A records whether in an MBA, vault, room, glove box, process line or transit vehicle. Any item found not in its assigned location should be considered as potentially diverted until it is proven otherwise.
- b. If any of the following conditions are not met, then nuclear material in-transit are in an unauthorized location and should be considered as potentially diverted until proven otherwise:
 - The item is in a transfer device authorized for the transfer of nuclear material
 - The item was placed in the transfer device at an authorized loading point by personnel authorized to place nuclear material in the transfer device
 - The transfer device is operated by personnel authorized to operate the device and to transfer nuclear material
 - The transfer device is en route on an authorized route between the loading point and the authorized destination
 - The transfer device makes no unauthorized stops while en route, and the transfer time between source and destination does not exceed the maximum time established by the site/facility operator for transfer.
 - The item is removed from the transfer device only at the authorized destination, and by personnel authorized to remove nuclear material.

6.2.4.2 Two-Person Rule. When the Two-Person Rule is used as a material surveillance measure or administrative control, the two authorized persons assigned responsibility for maintaining direct control of the items shall be physically located where they have an unobstructed view of each other and/or the item(s), and can positively detect unauthorized or incorrect procedures.

- a. These individuals must have training appropriate to the reason for access, and must not have conflicting job duties; i.e., protective force personnel should not be the witness (second person) for custodian or process activities. Procedures for implementing the two-person rule must be documented.
- b. When the Two-Person Rule is implemented, surveillance shall be sufficient to ensure that unauthorized or unaccompanied authorized personnel cannot enter the area undetected (e.g. when the door is unlocked or open).

Example 6.2.4-1

Situations exist where routine operational surveillance is necessary and these activities are typically carried out by a single individual. When areas contain Category I or II quantities of SNM, these activities must be carried out using the two-person rule. However, the use of technology to enhance material surveillance or to “act” as the second person in two-person rule situations is acceptable when an alarm and a response would occur prior to a person gaining access to Category I or II quantities of SNM. Video intrusion detection or similar hardware and software systems that continuously monitor items or area locations for unauthorized access or anomalous conditions indicating unauthorized access are acceptable substitutes for the second person provided that they have been, and continue to be, extensively tested and positively detect and issue an immediate response to unauthorized access under operating conditions.

- 6.2.4.3 Daily Administrative Check (DAC). A DAC is a methodology that is used in Category I MBAs to detect anomalous conditions and to determine that SNM is not in unauthorized locations.
- a. DAC programs shall be described in the MC&A Plan and can consist of various safeguards and security features already in place or may take advantage of routine production procedures. The DAC program description shall include the following:
 - Duties, authorities and/or responsibilities of each organization involved in performing, reviewing, resolving, and reporting the DAC
 - Areas and/or items requiring a DAC
 - Methodologies or techniques used in performing a DAC
 - Personnel responsible for performing a DAC and the training required
 - Recordkeeping requirements, including forms used, reports generated, retention periods, and signature requirements
 - Anomaly identification, response and notification procedures.
 - b. SNM locations and credible paths identified in vulnerability assessments shall be included in the checks.
 - c. The DAC shall be performed by facility personnel each day that the MBA is entered and shall be performed in all rooms entered if the MBA consists of more than one room.

- d. The DAC shall consist of visual inspection, which can include checks of TID integrity, checks of DOE approved locks, confirmation of serial numbers or other identifiers for individual items, item counts, confirmation of SNM locations or other checks that would provide obvious indicators of abnormalities or discrepancies. Surveillance technologies such as camera systems, alarm systems, metal and/or SNM portal monitors can be used to assist in checking locations and SNM.
- e. On workdays in which an entry is not made into an MBA, the status of the intrusion detection system shall be checked and documented.

6.2.4.4 Tamper-Indicating Device (TID). An item is tamper-indicating when it is constructed or protected with a TID such that a malevolent act cannot be accomplished without permanently altering the item or TID in a manner that would be obvious during visual inspection. Tamper indication, in conjunction with other material control and security measures, provides assurance that an item has not been altered in some way since the last time it was inspected or since the item was made tamper-indicating.

- a. DOE considers the TID an effective indicator of container violation only when items are under a DOE-approved material surveillance program appropriate for the category of material in the area. The material surveillance program must have demonstrated effective performance while items are in that location. If the material surveillance program malfunctions for a period of time greater than that required to defeating a TID, then TIDs in that area provide little or no assurance of container integrity.
- b. A TID applied to a container in a Category I or II MBA with effective material surveillance measures in place provides greater assurance of container integrity than a TID applied to a container in a Category III or IV MBA, also with effective material surveillance measures in place for the area. However, since the material in the container is less attractive and/or smaller in quantity, the application of a TID still has value in meeting the objectives of a TID program albeit less than for higher category areas. When TIDs are considered for vulnerability assessments or system performance evaluations, the site/facility operator shall determine the value of TIDs in meeting the program objectives.
- c. When a site/facility operator uses TIDs, the TID program shall consist of the following elements:
 - 1. Acquisition/Procurement/Destruction. Procurement procedures specify that vendors provide assurance that the TIDs are unique and are not duplicated for another customer. A TID administrator is assigned responsibility to account for TIDs received from vendors and ensure that they are destroyed when removed from an item or location. Once a TID is removed or violated, it shall be destroyed to a level that, if reapplied, it would not pass

an integrity check. Destruction procedures specify how to render TIDs ineffective and prevent their reuse.

2. Types of TIDs Used and Containers or items that are inherently self tamper indicating. The MC&A Plan or associated TID manual describes the types of TIDs used and how the TIDs are applied. Containers or items considered inherently tamper-indicating are listed as such in the MC&A Plan.
3. Unique TID Identification. The TID has unique characteristics such as sequential serial numbers, logos, etc. Uniqueness of TIDs increases the defense-in-depth by making them more difficult to duplicate. When a TID has multiple sides consisting of separate parts (e.g., Type E cup seal), each part shall have the same unique identification markings so that a portion of the TID cannot be replaced without notice.
4. Storage. TIDs are stored in a locked repository with key or combination access when they are received onsite by the TID administrator. The TID administrator distributes the seals to TID custodians who are responsible for similar storage of the TIDs until they are applied.
5. Issuance. TIDs are accountable from cradle to grave. Logs are maintained that record each transfer of TIDs, (i.e., from TID Administrator to TID Custodian and from TID Custodian to TID applicator). When TIDs are applied, a record shows who applied the TID, who observed the TID being applied, and when and to what container the TID was applied. When a TID is removed and destroyed, a record of destruction is maintained identifying who removed the TID, date of removal and who witnessed the removal.
6. Personnel Authorized to Apply, Remove, and Dispose of TIDs. Personnel responsible for use and control of TIDs are clearly identified and training requirements are documented. Only personnel who have completed the training program are authorized custodians, applicators, and verifiers.
7. Procedures for TID Application and Removal. Each TID type used by the site/facility contractor for SNM containers and locations has a documented application and removal procedure. Procedures may be part of MBA procedures or a general procedure applicable to all MBAs.
8. Frequency and Method of TID Verification. The TIDs are properly applied and the integrity of the TID has not been violated for at least 95 percent of the TIDs inspected. The TID record system accurately reflects the location and identity of TIDs for at least 99 percent of the TIDs inspected. Accuracy of location and identity is obtained from routine physical inventories and from transfers of material between MBAs. The MC&A Plan shall specify how the “counting” of accuracy, identity, location, and correct application are recorded.
9. Procedures for Responding to and Reporting TID Violations. The MC&A program shall specify who is responsible for checking TIDs and reporting anomalies. Although the program is the responsibility of the MC&A organization, many other groups are the actual end-user of the TID program.

Line personnel, operators, MBA custodians, etc. are all possible users. The individual(s) discovering the violated TID shall notify supervision immediately and report the TID condition, identification number, container number and location. The procedures shall specify who is responsible for reporting an anomaly that is a DOE-reportable occurrence. When the TID integrity or container has been violated, the container contents shall be verified. When a TID is accidentally violated in a Category III or IV MBA, a replacement TID may be applied without further verification. When a TID is accidentally violated in a Category I or II MBA and the damage is witnessed by two authorized individuals knowledgeable of TID procedures, a replacement TID may be applied without further verification. If the condition that caused the TID to be violated is determined and the contents are verified, a replacement TID can be applied. A suspect TID shall be held until investigation has resolved the situation and the TID administrator approves disposal of the TID.

10. Frequency and Method of Internal Program Audits. Performance shall be verified at least annually (at least every 12 months) except for facilities whose physical inventories are conducted less frequently than once a year. For such facilities, performance shall be verified at the same frequency as inventories are conducted. Auditors are not associated with the TID program. Auditors check the serial numbers of the seals against the log books and seal inventory of unused seals; identify weaknesses in the seal program; investigate discrepancies in the seal inventory; verify seal applications and destruction; verify that deficiencies in the TID program have been corrected; and check for deviations from established procedures.

6.2.4.5 Process Monitoring. Process monitoring is a methodology to ensure that SNM is in its authorized location and when effectively implemented, it is a useful tool to detect anomalous process conditions and indicate losses of SNM well before the scheduled physical inventory. If this methodology is used, the MC&A Plan shall describe:

- the methodology for division of processes into units for the detecting the loss of control of a significant quantity. The units shall be consistent with accessible measurements points that result from the process design. There is no limit or restriction on the number of units into which a process or facility can be divided.
- the material control tests used for detecting abrupt losses of bulk material from a single process unit, the loss detection capability, and the timeliness of the detection.
- the alarm threshold (critical value), which if exceeded initiates alarm resolution procedures.

Example 6.2.4-2

As an example of a process monitoring program, unit processes would be tested weekly by monitoring inputs and outputs and comparing the process difference result to expected values. The test would have at

least a 95 percent probability of detecting the loss of a Category I quantity during the week from accessible process locations. In addition, the process monitoring program would also include a trend analysis to evaluate statistically significant recurrent loss or gain from each unit process or loss and subsequent gain in successive unit processes. Process difference estimates that exceed both 3 times the standard deviation of their estimator and 50 grams would be investigated. Investigations would be resolved prior to the next weekly test.

6.2.4.6 Item Monitoring. Item monitoring is a methodology that can be used in Category I and II areas as part of the material surveillance program to ensure timely detection of the loss of items that total a significant quantity. SNM is considered to be an item if it meets one of the following criteria:

- (1) uniquely identifiable material, e.g., piece part, inside or out of a glove-box line
- (2) stored within a vault
- (3) encapsulated
- (4) within a tamper-indicating sealed container
- (5) stored in an area with controlled access that provides protection at least equivalent to tamper-indicating.

If this methodology is used to verify the presence and integrity of selected SNM items on a periodic basis, the MC&A Plan shall describe the:

- item monitoring sampling method, including the sample size selection equations, the inventory stratification plan, and the method of selecting the actual items to be verified
- extent to which cyclic, dynamic, or perpetual inventory data and production records are used to modify or supplement the sample size, sample selection, or item verification
- minimum loss detection sensitivity and maximum time period between item verification for each stratum of SNM.
- actions to be taken when loss detection sensitivity is exceeded, including timeliness for resolution.
- item selected for monitoring that does not exist because it has been processed will be reviewed for documentation to ensure that the item was processed as specified.

The frequency of tests for missing items should be graded according to the relative attractiveness of the material type of the item, the ease with which the item could be diverted without being observed and the degree of surveillance and containment provided by the material control and physical security systems.

The magnitude of the formal item verification effort can be adjusted to take credit for other means of confirming the presence and identity of items with applied TIDs. Process control and accounting, quality control testing, and other production operations routinely generate information that can serve to verify the identity and presence of items with applied TIDs. These sources can be used in lieu of item verification provided the frequency and loss detection sensitivity requirements of the item verification procedure are met and the use of the data for this purpose is not predictable.

Example 6.2.4-3

In conjunction with installed material surveillance measures in a facility, item monitoring for Category I and II items in process areas is performed weekly by randomly selecting items and locating them in an MBA. Using the same sample size as for the items in process, the item monitoring within storage areas is performed every 2 months by randomly selecting and locating items.

The sample size n is computed using the approximation

$$n = N (1 - \beta^{1/d}),$$

where N is the population size, d is a conjectured or assumed number of defects (altered or missing items that cannot be reconciled or located), and β is a tolerable probability that none of the defects will appear in a random sample of size n , if there are in fact d defects within the population. In other words, β represents an acceptable probability of not sampling any of the d defects and therefore erroneously concluding that the population contains less than d defects, when the actual number of defects is equal to d . The equation provides a suitable estimate of the required sample size, provided that the sample is large (at least 30) and is a small proportion of the population (less than 10%) and that the number of defects is also a small proportion of the total population (less than 10%).

For a population of $N=1000$ items containing 10% defective items ($d=100$), a random sample of size $n=30$ will select one or more of the defects with 0.95 probability (i.e., $\beta=0.05$). Numerically, the sample size is computed as

$$1000*(1-0.05^{0.01}) = 29.5 \approx 30$$

For this example, the computed sample size is such that 95% of all samples (of size 30) that are randomly selected from a population having 10% defectives will result in at least one defect being drawn in the sample.

The ‘probability of loss detection’ ($1 - \beta$) and the associated ‘loss detection sensitivity’ (d) must be approved by DOE line management. Once these are specified, the number of items n to be selected from a population of size N is calculated from the equation.

The same equation can be used for determining the number of items to be evaluated during a physical inventory, where in that case, d (a percentage of the total population) is called the 'minimum detectable defect' and $(1 - \beta) * 100\%$ is called the 'confidence level.'. See Section 6.5.1.3 and Table 6.5-1.

6.2.4.7 Transfers. When nuclear material is transferred from one MBA to another or shipped to or received from an offsite location, checks must be made to ensure that there are no anomalous conditions.

- a. The items being transferred shall be checked by both the shipper and receiver against authorized transfer forms or computer records to ensure that only the correct items are being moved and the container integrity has not been violated.
- b. When the nuclear material passes an MAA or PA portal, the items shall be checked by the protective force against the transfer documentation.
- c. When the nuclear material being transferred between MBAs is not an item, the material characteristics, such as volume, weight and radiation signature shall be checked when it is shipped and when it is received by an MBA custodian.
- d. When nuclear material is received into an MBA, the transaction is promptly entered into the accountability records.
- e. When an onsite transfer of a Category I or II quantity occurs, a time limit for the transfer shall be established and monitored such that a protective force response is initiated if the time limit is exceeded.

6.2.4.8 Waste Monitoring. All liquid, solid, and gaseous waste streams leaving a material access area shall be monitored for SNM.

- a. Instrumentation shall be maintained and controlled to ensure that it is capable of detecting, in combination with other detection elements, the removal of a Category I quantity of SNM through a credible theft or diversion scenario, as determined by a Vulnerability Assessment (VA).
- b. Monitoring instrumentation can be semi-quantitative, provided that the monitors used are capable of detecting gamma/neutron radiation characteristics of the type specified for the SNM in the area.
- c. Environmental and waste management instrumentation can be used if the detection objective is met and anomaly reporting is directly made to a security organization where a proper response can be initiated.

6.2.4.9. Portal Monitoring. Portal monitoring refers to monitoring personnel and vehicle egress from an MAA and PA.

- a. The systems used for portal monitoring shall meet the requirements specified in DOE M 470.4-2, Chg 1, *Physical Protection*.
- b. The SNM and metal detectors in combination shall detect unshielded and shielded test sources described in ASTM portal monitoring standards.

6.2.5 Deactivation and Decommissioning (D&D)

There are two general cases associated with the D&D of a facility containing accountable nuclear material: (1) The facility was previously placed in an inactive condition and safeguards has been terminated on all accountable material in the facility, and (2) The facility transitions directly from the operations phase of its life-cycle into the D&D phase.

6.2.5.1 D&D for Inactive Facilities

- a. Identify the total quantity of accountable material to be removed from the facility and coordinate with Physical Security to develop a security plan that provides the appropriate degree of security for the material being removed from the facility.
- b. Make a determination of the need to return any of the material being removed to the active inventory. If this is required, use the process defined in section 6.2.7.
- c. Conduct oversight of all measurements on material removed to ensure the measured values are in reasonable agreement with the holdup values assigned to the areas from which the materials were removed.
- d. Obtain approval to terminate safeguards on materials that were returned to the active inventory if required using the process in 6.2.6.

6.2.5.2 D&D for Active Facilities

- a. Conduct removal of material from the facility (or a portion of the facility) until a sufficient removal has occurred to permit termination of safeguards on the facility (or portion of the facility).
- b. Obtain approval to terminate safeguards on the facility (or portion of the facility) using the process in section 6.2.6. NOTE: The approval for termination may be obtained as a process description that identifies the methodology that will be used to reduce the inventory in a portion of a facility to a level that will permit the termination of safeguards.

6.2.6 Termination of Safeguards

Termination of safeguards exempts nuclear materials from MC&A requirements and thereby removes the safeguards basis for applying physical protection requirements for theft and diversion of nuclear material. Materials for which safeguards are terminated may still need to be protected and controlled pursuant to other DOE security directives or site policy based on the specific details of the material and/or location. Termination of safeguards implies that a

waste management organization will continue to control and account for the material in accordance with waste management regulations.

- 6.2.6.1 Safeguards can be terminated on nuclear materials provided the following conditions are met:
- a. If the material is SNM or protected as SNM, it shall be Attractiveness Level “E” and have a measured value.
 - b. The material has been determined by DOE line management to be of no programmatic value to DOE.
 - c. The radiological sabotage risks associated with the materials have been evaluated and additional measures beyond waste management regulations put in place to ensure that protection requirements, if applicable, will be met after safeguards termination. Only nuclear materials that are of radiological sabotage concern need to be evaluated against this requirement.
 - d. The material is transferred to the control of a waste management or D&D organization where the material is accounted for and protected in accordance with waste management regulations. The material shall not be collocated with other accountable nuclear materials.
 - e. When considering safeguards termination of SNM other than Attractiveness Level “E”, the DOE/NNSA Departmental Element shall approve shall approve the termination request after consultation with the HSS Office of Security Policy.
 - f. If SNM Category II or greater is being considered for termination, a security analysis for theft or diversion must be performed, and approval received from the responsible DOE/NNSA Departmental Element.
- 6.2.6.2 Terminating safeguards on SNM holdup can occur only after the holdup has been measured and properly credited to the accountability books. Unless demonstrated to be otherwise, the attractiveness level and/or category of SNM in process holdup shall be considered to be the highest attractiveness level and/or category of the total SNM put into the process during its lifetime. Hold up can be designated recoverable or unrecoverable.
- a. “Recoverable holdup” is the material that can be recovered during D&D operations. This material may have been affixed to system components and materials, but during D&D the material will loosen or become retrievable. Within the accounting system this type of material is also referred to as “process holdup”.
 - b. “Unrecoverable holdup” is material that is inaccessible in the facility even during the D&D process. This material is embedded in and affixed to system components (equipment holdup) and material (glass, plastics, metals, concrete

slab, etc.). This holdup is considered beyond economical and technical recovery.

- 6.2.6.3 Management of Terminated Materials - The MC&A organization shall coordinate with the Security organization to provide accountability information (Attractiveness and Category) for terminated materials. This includes materials exhumed from waste trenches, removed from inactive facilities, etc. This information will permit the determination of the proper physical security protection measures as specified in DOE M 470.4-2, *Physical Protection*.

6.2.7 Returning Terminated Materials to the Active Inventory

Accountability values for material being returned to the active inventory will be established using one of the following methods:

- 6.2.7.1 Perform an accountability measurement on the material and use the value obtained as the accountability value.
- 6.2.7.2 Perform research to establish the history associated with the material:
- (1) The accountability value for the material at the time of safeguards termination,
 - (2) Evidence that the material has remained in a condition that ensures it has not been tampered with, for example, an intact TID, storage in a location considered to provide assurance of tamper detection, etc.
 - (3) Return the material to the active inventory using the value obtained from the historical research.

Table 6.2-3: Nuclear Material Control Measures for Category I SNM

Category I MBAs are located in a Material Access Area. Authorized activities and the authorized locations for nuclear materials in each MBA are identified.
When in use, SNM is controlled by two authorized and trained personnel with a “Q” security clearance (See Section 6.2.4.2 - Two- Person Rule) and who participate in a Human Reliability Program that has demonstrated effective performance. One person meeting these requirements may access the area when a vulnerability assessment shows that direct access to Category I quantities of SNM is not possible without detection, or there is a system of hardware, procedures, and administrative controls sufficient to ensure that no unauthorized accumulation of a Category I quantity of material occurs without timely detection.
When not in use, SNM is stored in vaults or vault-type rooms meeting the requirements of DOE Manual 470.4-2, Change 1, <i>Physical Protection</i> . Two authorized and trained individuals are present when opening and closing storage areas. Security devices or protective force personnel ensure that the two people are authorized. The Two-Person Rule or equivalent surveillance procedure is in effect at any time the storage area is not locked and protected by an active alarm system and security cameras.
A Daily Administrative Check (DAC) methodology is implemented in Category I MBAs and in lower category MBAs where rollup to a Category I quantity has been determined to be credible. The DAC detects abnormalities, tampering, and SNM that is not in authorized locations (See Section 6.2.4.3 – Daily Administrative Check).
Nuclear material types, forms, and amounts authorized to be removed from the security area are identified in the MC&A Plan.
Liquid, solid, and gaseous waste materials leaving an MAA are monitored. Instrumentation and methods used to monitor waste and equipment removed from an MAA is able to detect, in combination with other detection elements, the removal of a Category I quantity of SNM through a credible theft or diversion scenario, as determined by a VA.
Items placed in storage and both SNM and non-SNM waste containers transferred across a security boundary are tamper-indicating.
When a processing operation involves changes in material characteristics with a Category I throughput during an inventory period, a process monitoring program is used to detect anomalous conditions and indicate losses between physical inventories.

Table 6.2-4: Nuclear Material Control Measures for Category II SNM

Category II MBA is located in a Protected Area or higher security area. Authorized activities and the authorized locations for nuclear materials in each MBA are identified.
Controlled by two authorized and trained personnel with a minimum of an “L” security clearance. (See Section 6.2.4.2 - Two-Person Rule). A “Q” security clearance is required to access Category II material if rollup to a Category I quantity is credible or if a vulnerability assessment determines that an additional clearance is required.
When not in use, SNM is stored in vaults or vault-type rooms meeting the requirements of DOE Manual 470.4-2, Change 1, <i>Physical Protection</i> . Two authorized and trained individuals are present when opening and closing storage areas. Security devices or protective force personnel ensure that the two people are authorized. The Two-Person Rule or equivalent surveillance procedure is in effect at any time the storage area is not locked and protected by an active alarm system and security cameras.
Nuclear material types, forms, and amounts authorized to be removed from the security area are identified in the MC&A Plan
Items placed in storage and both SNM and non-SNM waste containers transferred across a security boundary are tamper indicating.
When a processing operation involves changes in material characteristics with a Category I through put during an inventory period, a process monitoring program is used to detect anomalous conditions and indicate losses between and during physical inventories periods.

Table 6.2-5: Nuclear Material Control Measures for Category III SNM

Category III quantities must be located in a Limited Area or higher security area. Authorized activities and the authorized locations for nuclear materials in each MBA are identified.
Controlled by authorized and trained personnel with a minimum of an “L” security clearance. A “Q” security clearance is required for materials when a VA determines that additional clearance is necessary to minimize risk.
When not in use, SNM are stored in an approved locked repository. Security-locked doors will allow a room to serve as a repository. Acceptable locks are a three-position changeable combination lock meeting GSA standards for classified storage, or a DOE-approved automated access control device. Storage locations and areas where SNM is in-use but unattended, are protected by an intrusion detection system or patrolled at intervals not exceeding eight hours.
SNM items that are not being processed or will be stored for more than 6 months are tamper-indicating. SNM containers leaving the MBA are tamper-indicating.
Controls associated with a Protected Area or Material Access Area is sufficient by themselves for Category III SNM, unless they are identified as credible substitution materials for higher category SNM.
Multiple Category III and IV locations outside a Protected Area do not total a Category II or greater quantity; or an assessment shows rollup is not credible.
When a processing operation involves changes in material characteristics with a Category I throughput during an inventory period, a process monitoring program is used to detect anomalous conditions and indicate losses between physical inventories.

Table 6.2-6: Nuclear Material Control Measures for Category IV Nuclear Materials

MBA located in a Property Protection Area or higher security area. Authorized activities and the authorized locations for nuclear materials in each MBA are identified.
Controlled by authorized and trained personnel.
Stored in an approved locked building, area, cabinet, or container that is not man portable. Locksets are pick-resistant with strict key control and accountability. An automated access control device approved by DOE may be used.
SNM items that are not being processed or will be stored for more than 6 months are tamper-indicating. SNM containers leaving the MBA are tamper-indicating.
Controls associated with a Protected Area or Material Access Area is sufficient by themselves for Category IV nuclear materials unless they are identified as credible substitution materials for higher category SNM.
Multiple Category III and IV locations outside a Protected Area do not total a Category II or greater quantity; or an assessment shows rollup is not credible.
When a processing operation involves changes in material characteristics with a Category I throughput during an inventory period, a process monitoring program is used to detect anomalous conditions and indicate losses between physical inventories.

6.3 MEASUREMENTS

Measurements are the basis of accounting for inventories and transfers and provide assurance that no nuclear material is missing. They provide information on quantities, isotopic composition and weight percent determination of nuclear material in given locations which is essential to determining category levels and protection requirements.

All nuclear material quantities in the material accounting records shall be based on measured values for element and isotope for nuclear material associated with:

- Additions to inventory (e.g., receipts)
- Removals from inventory (e.g., shipments and measured discards)
- Material on hand at the time of inventory.

Objectives of a measurements program are as follows:

- The measurements program must provide measured values with uncertainties sufficient to detect theft or diversion of nuclear material.
- The measurement control program must assure the quality of measurements made for MC&A purposes.

When material not amenable to measurement is received at a facility and receipt measurements are not possible, the material can be entered into the accounting records based on shipper's values and acceptable confirmation measurements of two attributes of the nuclear material. Material is considered "not amenable to measurement" when the size, configuration, or characteristics of the nuclear material are such that a quantitative measurement with acceptable precision and accuracy is not possible with measurement equipment and techniques that are commercially available. Limited processing to obtain an accountability measurement is permitted, provided it is approved by the DOE cognizant security authorities for both the shipper and receiver.

6.3.1. Types of Measurements

Three types of measurements are used for accountability purposes:

- (1) Accountability measurements shall be used to establish initial values for nuclear materials and to replace existing values with more accurate measured values. These measurements must be of the highest quality, consistent with the graded safeguards concept for the highest potential material attractiveness level, and the contribution of the uncertainty of the measurement to the overall measurement uncertainty of the inventory or transfer values.
- (2) Verification measurements shall be used to validate the accounting system values when necessary, e.g., at time of physical inventory for non-tamper-indicating items or in response to a security anomaly that could have resulted in a theft or diversion of nuclear material. Verification measurements do not need to use highly accurate or precise methods, however, when these measurements are used to adjust accounting

values, they shall have accuracy and precision comparable to, or better than the original measurement method.

- (3) Confirmation measurements shall be used to validate the presence of nuclear material for transfers, and to determine nuclear material presence under anomalous conditions. In order to validate nuclear material presence, a characteristic of the nuclear material, not just the item, must be measured. However, when an item has been stored in a Category I or II area under TID protection, and an effective material surveillance program for that area, item gross weight may be used for as a confirmation measurement.

6.3.2. Measurement Methods and Procedures.

- 6.3.2.1 The quantity of all nuclear material present on inventory shall be determined using measurement methods or measurement services described in the MC&A Plan, unless shipper's values are accepted with DOE approval. The site/facility operator shall develop and maintain methods for confirming the presence of nuclear materials and verifying material quantities.
- 6.3.2.2 Procedures for each measurement method shall provide clear direction to the analyst or operator, and must be validated initially and revalidated whenever changes are made.
- 6.3.2.3 Measurement procedures shall be approved by the MC&A manager or designee, the manager of the organizational unit responsible for performing the measurement, and the person overseeing the measurement control program. The site/facility operator shall have a change control program for measurement procedures and a mechanism for ensuring an MC&A review of all changes to measurement procedures.
- 6.3.2.4 When a weight or mass measurement method is used for accountability purposes, a daily check of both accuracy and linearity shall be performed. The check must use standards that bracket the range typical of measurements performed for the material being measured.
- 6.3.2.5 When a volume measurement method is used for accountability purposes, the following shall be specified in measurement documentation:
- Vessel identification (e.g., tank, column)
 - Capacity of the vessel to which the measurement applies
 - Material being measured
 - Volume measuring device and instrumentation
 - Sensitivity of each device and system
 - Range of operation and/or calibration, and
 - Calibration frequency.
- 6.3.2.6 Calibration frequency shall be determined by documented studies of system stability or defined by alternative approaches documented by the site. Recalibration

shall be performed whenever there is a change that could impact the calibration, e.g., replacement of an agitator or heating element in the tank.

6.3.2.7 When an analytical measurement method is used for accountability purposes, the following shall be specified in measurement documentation:

- Type of material or chemical compound (e.g., UF₆, uranium alloy, UO₂, uranyl nitrate solution) being sampled and measured
- Sampling technique
- Sample handling (i.e., pre-analysis sample storage and treatment)
- Analytical method used
- Characteristics measured (e.g., grams of uranium per gram sample, U-235 isotopic concentration)
- Measurement interferences
- Expected measurement uncertainty (precision and accuracy goals). Measurement uncertainties in the sampling and analysis can be quantified either separately or in combination.
- Whether the measurement method can be influenced by the person performing the measurement. If a method can be influenced by the person making the measurement, the measurement control program must evaluate that person's performance.
- Calibration standard(s) and calibration frequency.

6.3.2.8 When an NDA measurement method is used for accountability purposes, the following shall be specified in measurement documentation:

- The NDA equipment package (type and size of detector and type of associated electronics and computer interface, as appropriate)
- The type of container or location measured
- Nuclear material type within the container or location
- Attribute(s) measured
- Measurement configuration (including source-to-detector distance)
- Calculation method
- Modeling assumptions
- Expected measurement uncertainties (precision and accuracy goals)
- Calibration standard(s) and calibration frequency.
- Which material types/material form for which the standards are applicable

6.3.2.9 When sampling of bulk material is required to obtain a measurement, the site/facility operator shall develop a sampling plan and a corresponding background document outlining studies and validation of the sampling plan for

each sampling method. The sampling plan shall be written as a technical procedure and include:

- Justification of sampling technique
- Physical characteristics of the material being sampled
- Description of equipment and supplies required
- Discussion of sampling procedure
- Number of samples required
- Size of samples
- Mixing procedures, including times
- Instructions for storing and transporting a sample
- Estimates of the variance.

6.3.2.10 The sampling plan shall be reviewed annually or when necessary to adapt to changes in sampling procedures or the material being sampled.

6.3.3. Selection and Qualification of Measurement Methods

6.3.3.1 The site/facility operator, through documented procedures, shall ensure that only qualified measurement methods are used for accountability measurements.

6.3.3.2 Accountability measurement methods shall be selected to minimize the uncertainty of the inventory difference, maximize the loss detection sensitivity of the MC&A system, and assure the quality of the measurement results consistent with the consequences of the loss of the material.

6.3.3.3 Measurement methods, including the measurement instruments and operators, shall be qualified, periodically validated, and approved by the MC&A organization. Qualification shall demonstrate how well the method performs under workplace conditions. The frequency of method validation shall be based on qualification studies that demonstrate system stability.

Target values for precision and accuracy, established and approved by DOE line management, shall be used as performance goals. Performance during qualification shall be documented to validate that the method can be performed with the material types for which the method is qualified. A reference for target values is: *International Target Values 2000 for Measurement Uncertainties in Safeguarding Nuclear Materials, IAEA Report STR-327*, published April 2001.

6.3.4. Measurement Control Program

Controls on measurements are used to:

- Maintain the limit of error of the inventory difference (LEID) within DOE –approved limits;
- Minimize the error contribution resulting from nuclear material measurements; and
- Ensure that accountability values have known accuracy and precision.

6.3.4.1 All measurement systems generating accountability values shall be in the measurement control program.

6.3.4.2 A measurement control program shall quantify the random and systematic errors in all quantitative measurements used to assess the statistical significance of inventory differences and shipper/receiver differences. The long term characteristics of measurement errors are typically quantified via an estimated range, an estimated standard deviation, or other expression of uncertainty in the error's value. The measurement of a standard is required for estimating the bias in a measurement instrument, or the standard deviation of the systematic error. Replicate measurements of process materials can be used to quantify the standard deviation of random errors.

EXAMPLES:

Systematic Error: Estimate the relative standard deviation of the systematic error (a unidirectional error that affects all measurements of a data set) using eight measurements taken during an inventory period of a standard having a known value of 87.000.

1	87.798
2	87.793
3	87.793
4	87.815
5	87.794
6	87.805
7	87.802
8	87.797
Sample average (Xbar)	87.800
Known	87.000
Relative Std Dev%	0.919%

The bias is estimated as $Xbar - Known$, having the value $87.800 - 87.000 = 0.8$.

Assuming that the process measurements will not corrected for the estimated bias, the relative standard deviation (in percent) for the systematic error can be expressed as:

$$((\bar{X} - \text{Known}) / \text{Known}) * 100\%$$

Numerically, the estimated relative standard deviation is
 $((87.800 - 87.000) / 87.000) * 100\% = 0.919\%$

Random Error: Estimate the relative standard deviation of the random error using the analysis of seven batches of process material that were sampled in duplicate.

Duplicate Measurement Results			d	d*d
1	4.156	4.158	-0.002	0.0000
2	4.236	4.325	-0.089	0.0079
3	4.345	4.354	-0.009	0.0001
4	4.175	4.275	-0.100	0.0100
5	4.386	4.410	-0.024	0.0006
6	4.189	4.091	0.098	0.0096
7	4.312	4.247	0.065	0.0042
			Sum d*d	0.0324
			Sum $d_i * d_i / (2 * 7)$	0.0023
	Xbar	4.2614		
	Xbar*Xbar	18.1592		
			Relative Std Dev%	1.129%

The estimated relative standard deviation (in percent) for the random error is
 $\text{Sqrt}(((\text{Sum } d_i * d_i) / (2k)) / \bar{X}^2) * 100\%$, where
 d_i is the difference between the first and second duplicate analyses of the i^{th} batch,
 k is the number of paired analyses,
 \bar{X} is the overall average of all measurement, and
 Sum and Sqrt represent the respective summation and square root functions.

Numerically, the estimated relative standard deviation is
 $\text{Sqrt}((0.0324 / (2 * 7)) / 18.1592) * 100\% = 1.129\%$

Determining Systematic and Random Error for Holdup

Calculating the systematic and random error for holdup can be difficult. A conservative approach to the systematic error would be to assume a value of 0. An approach to determining systematic error would involve putting a known standard in various places in a glove box or location similar to where the

actual holdup is to be measured. The NDA measurement is performed several times and the nuclear material value is determined. The systematic error is then determined in a manner similar to that shown above.

The random error would be determined by making repeated measurements of the holdup and calculating the nuclear material values. The methodology shown above would then be used. An alternate approach would be to make a measurement of holdup and use a different assumption of the modeling of the nuclear material quantity, and then calculate the random error between the two models. Regardless of the method used, complete documentation should be maintained.

- 6.3.4.3 When accountability measurements are used to routinely evaluate inventory and shipper/receiver differences, the measurement control program shall be capable of ensuring the quality of measurements to a level acceptable to DOE line management.
- 6.3.4.4 The site/facility operator shall ensure accountability measurement systems have adequate calibration frequencies, control of biases, and adequate measurement precision to achieve predefined goals for detecting material loss.
- 6.3.4.5 The error estimates shall reflect the measurement process in existence at the time of the measurement of process materials.
- 6.3.4.6 Measurement control program procedures shall be established and maintained in a manual that is kept current and readily available. Responsibility for preparing, revising, and approving procedures shall be specified. The procedures must address:
- Calibration frequencies and methods.
 - Standards used for calibration (description and storage controls).
 - Standards used for control (method of obtaining or preparation, and tractability).
 - Control standard measurements.
 - Replicate sampling and replicate measurements.
 - Statistical analysis for evaluation of measurement control data to determine control limits and precision and accuracy estimates for each measurement system used for accountability. This data should be maintained on a current basis.
 - Verification of process control and inventory quantification instrumentation through comparison with other process instruments.
 - Control limits and control responses.
 - Generation, collection, and maintenance of control data to provide an audit trail from source data to accounting records.
 - Software quality assurance.
 - Record keeping controls and requirements.

- 6.3.4.7 If measurement services, such as instrument calibration are provided by an outside contractor or offsite laboratory, the site/facility operator shall describe how this program is monitored to ensure that the contractor or laboratory has an acceptable measurement control program—that is, the measurements made with instruments under their program meet the site/facility operator’s measurement control program commitments.
- 6.3.4.8 A person in charge of the measurement control program shall have the authority to enforce all applicable measurement control requirements, including the authority to terminate and restart measurement systems.

6.3.5. Calibration and Standards

- 6.3.5.1 Each method shall be calibrated using standards traceable to the National Institute of Standards and Technology (NIST) Standard Reference Materials or the New Brunswick Laboratory (NBL) Certified Reference Materials. Standards shall have smaller uncertainties associated with their reference values than the uncertainties of the measurement method in which they are used. Standards shall be recertified at a frequency that ensures their uncertainties are valid.
- 6.3.5.2 The method, including the entire measurement system, shall be calibrated with a control standard, or set of standards that are representative of the process material being measured by the system, to the extent possible. To be representative, any constituent of the process material, or any factor associated with a process item, that produces a bias effect on the measurement shall be present to a similar degree in the control standards. Control standard measurements serve the dual purpose of monitoring the stability of a previously determined calibration factor, and estimating the average system bias over a period of time (e.g., an inventory period). A control standard can be any combination of primary, secondary, reference, or working standards used to calibrate or verify the calibration of a measurement system. The minimum total number of control standard measurements during the time period, as well as the typical frequency, shall be specified for each measurement system.
- 6.3.5.3 Measurement system performance shall be demonstrated at least once each day the system is used for accountability measurements. For calorimeters and other measurements requiring an extended measurement time, the performance shall be demonstrated at least one of every five measurements or weekly. Measurement control data, such as control standard measurement results and the differences between measurement values of replicate pairs, shall be plotted manually on graphs or entered into a computer database for generating control charts.
- 6.3.5.4 A minimum of two control standard measurements should be made during each week that a key measurement system is used. Key measurement systems are those systems that account for >30 percent of the total measurement variance contribution to the LEID. When key measurement system are used less than eight weeks during a 2 month material balance period, more than two control standards

per week of system use may be necessary. The site/facility operator should strive to achieve a minimum of twenty (20) control standard measurements during the inventory period for each measurement system.

6.3.5.5 Measurements shall be used for accountability purposes only when standards cover the range of measurements.

6.3.5.6 Calibration determinations that use mathematical models shall include assumptions of the model in measurement documentation that are based on calibration methods and controls used to ensure that measurements fit the calibration model.

6.3.6. Control Limits

6.3.6.1 Warning and alarm (out-of-control) limits shall be established and used for control standard measurements for measurement systems that are used for nuclear material accountability. Warning limits shall be set at two standard deviations and alarm limits shall be set at three standard deviations.

6.3.6.2 A measurement system is out-of-control when:

- Two consecutive control standard or replicate measurements exceed two standard deviations;
- One control standard measurement exceeding three standard deviations;
- Two of three consecutive control standard or replicate measurements exceeding two standard deviations;
- Eight consecutive control standard or replicate measurements are biased high or low.

6.3.6.3 Activity response required for a measurement system that is out-of-control is as follows:

- Take the measurement system out of service with respect to accountability measurements.
- Either the analyst or the operator performing a control measurement or their supervisor should have the responsibility for promptly reporting any control standard, or replicate measurement that exceeds an out-of-control limit. Such reporting shall be made to the person responsible for the measurement control program.
- Perform at least two additional control measurements and those should be within two standard deviations.
- Perform additional control measurements, if results do not show the system to be back in control, using a different control standard or different replicate sample (as appropriate) or recalibrating the measurement system, or making any necessary system repairs.
- Re-measure of any samples (or items) that were measured before the out-of-control condition but after the last within-control measurement. The validity

of the previous measurements can be established without a complete re-measurement of all the samples (or items) involved if re-measurement on a “last in, first out” basis is used. That is, the last sample (or item) measured before the out-of-control measurement should be the first to be re-measured, and continuing in reverse order until two consecutive re-measurements are found to be in agreement with their initial measurement at the 95 percent confidence level.

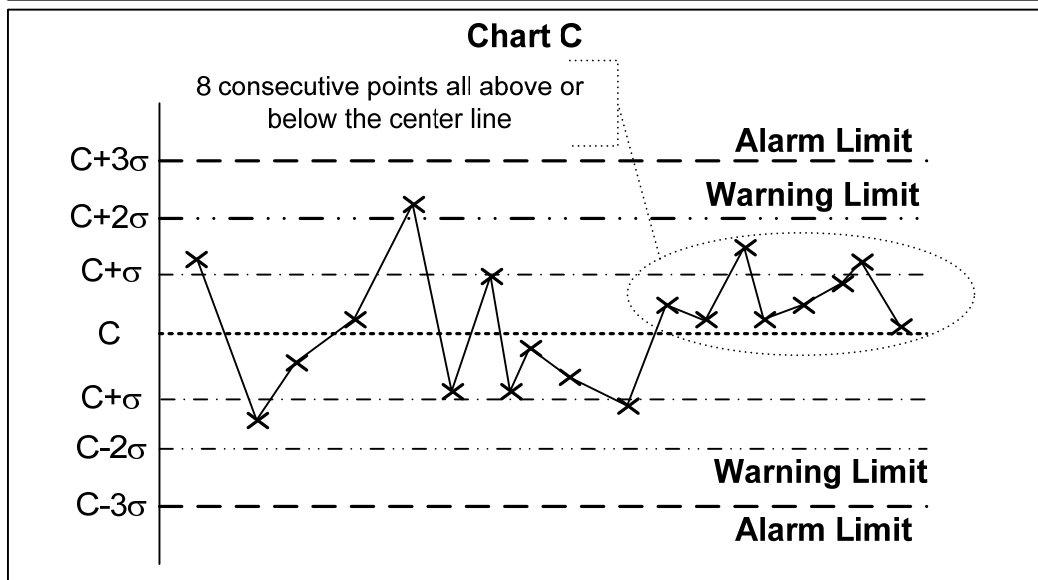
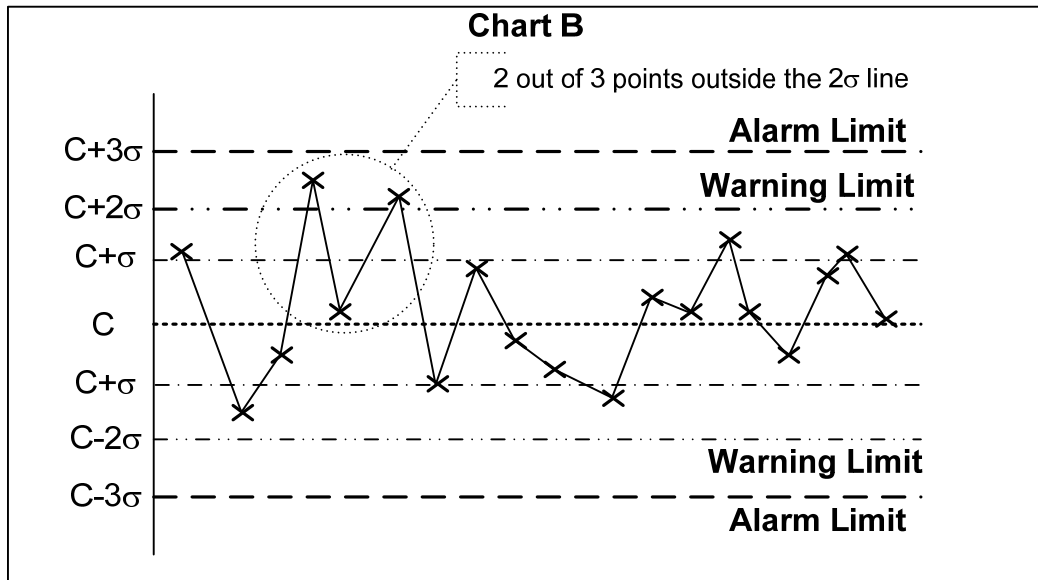
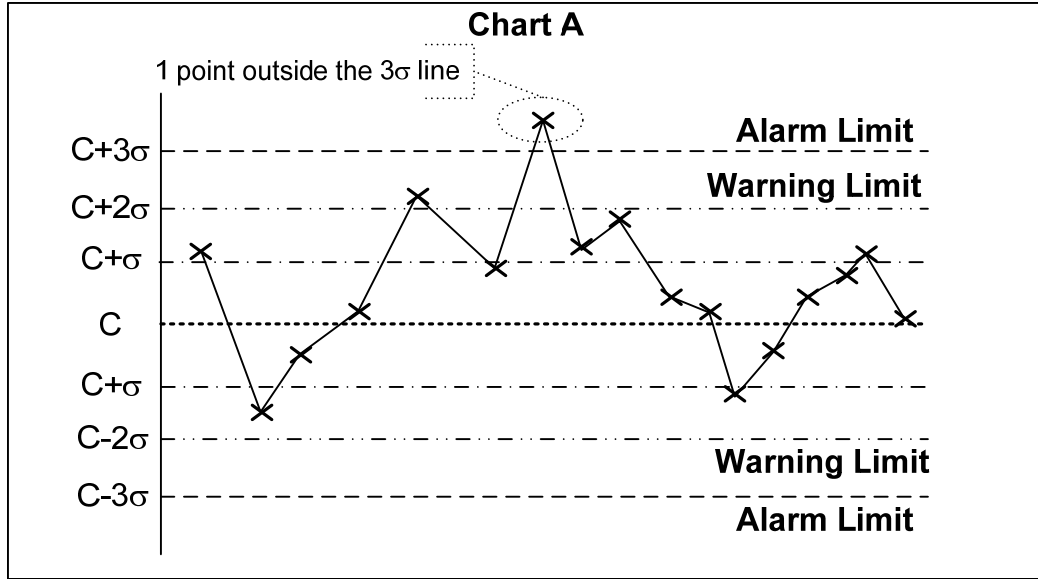
- 6.3.6.4 All control charts shall be reviewed by a person responsible for measurement control at least monthly, unless the measurement system was not used during that period. The review shall assess how often the control data exceeds either the warning or the out-of-control limits and evaluate any significant trends.

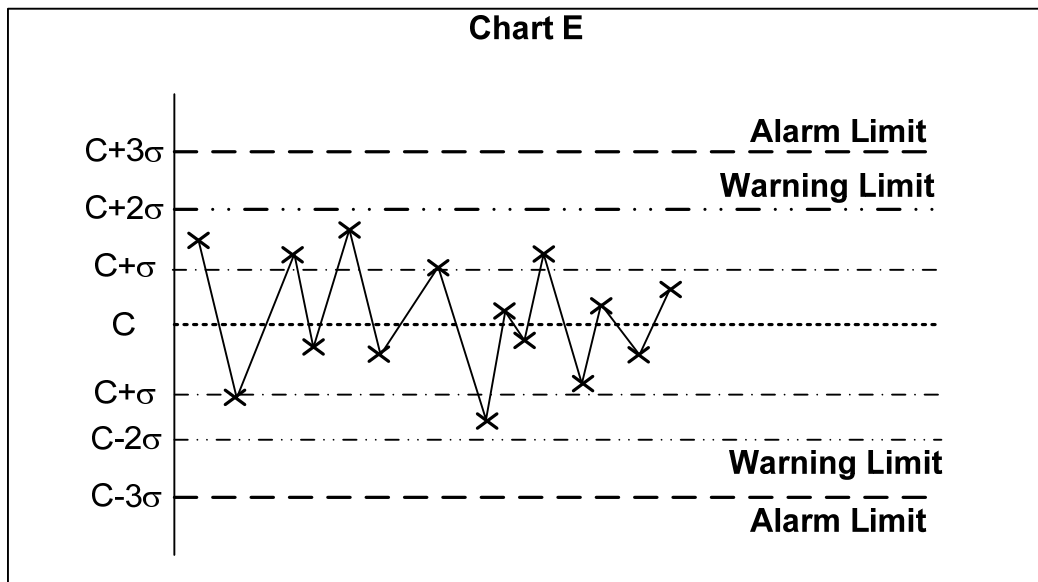
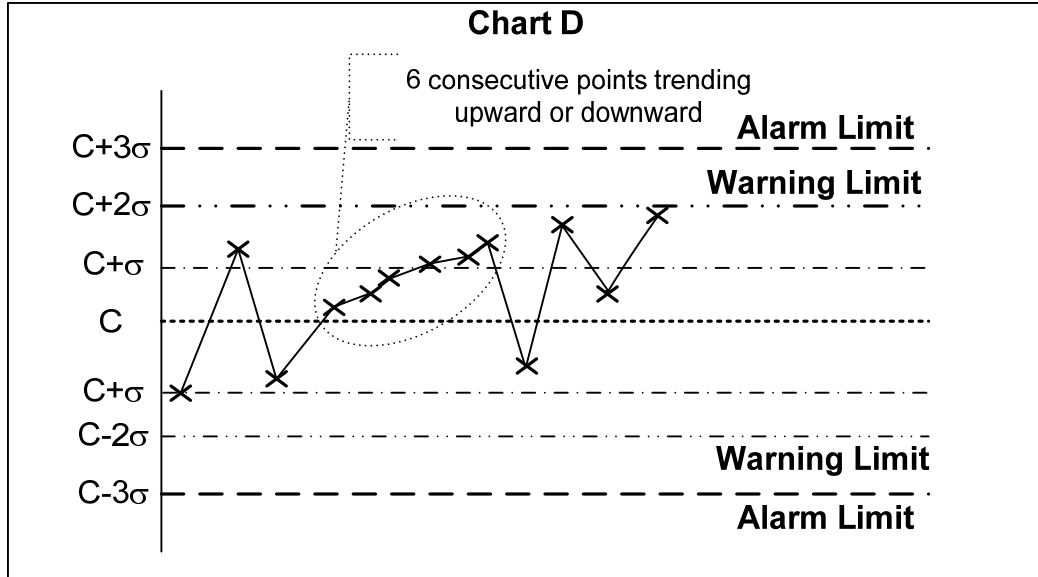
EXAMPLE:

Control charts should be periodically reviewed (at least monthly) or software developed to identify out-of-control situations. The review should consider some or all of the following situations:

- 1 point outside the 3s line-(Chart A)
- 2 out of 3 points outside the 2s line-(Chart B)
- 8 consecutive points all above or below the centerline-(Chart C)
- 6 consecutive points trending upward or downward-(Chart D)
- 15 consecutive points alternating above and below the centerline-(Chart E)

Examples of out of control situations are shown in the charts below:





6.4 ACCOUNTING

The functions and objectives of a nuclear materials accounting system are:

- (1) Accurate records of nuclear materials inventory are maintained and transactions and adjustments are made.
- (2) The accounting system provides data and reports on nuclear material sufficient to support local, national, and international commitments.
- (3) The accounting system must accurately reflect the nuclear material inventory and have sufficient controls to ensure data integrity.
- (4) The accounting system provides data for reporting on accountable nuclear material to NMMSS and Nuclear Materials Inventory Assessments.
- (5) The accounting system must use material balance areas as the basis of the accounting structure with key measurement points established to localize and identify inventory differences.

The accounting records provide a means for assessing performance of the MC&A system and determining compliance with regulatory requirements.

6.4.1 General Accounting Practices

Each DOE facility possessing reportable quantities of accountable nuclear materials listed in Appendix C and /or Appendix D shall establish and maintain procedures that describe the structure and operation of the system used to account for the nuclear materials. The procedures must accurately reflect current accounting practices and follow generally accepted accounting principles promulgated by the Financial Accounting Standards Board.

- 6.4.1.1 Shipments, receipts, transfers, changes in physical form, chemical/isotopic composition, location, and adjustments, of the nuclear material inventory must be approved and accurately recorded and entered into the accounting system within a timeframe approved in the MC&A Plan.
- 6.4.1.2 The accounting system shall include checks and balances to deter any one person or organization from affecting changes in the status of nuclear material and making unapproved changes to the accounting system.
 - Separation of duties to reduce errors and deter improper transactions - Duties for recording accounting information should logically separate process operations, material change authorization, and accounting record updates.
 - Transactions are properly authorized - Controls must be sufficient to assure that all transactions are recorded.
 - Recorded transactions are reasonable and valid - The transaction must appear by all its characteristics to be reasonable to MC&A accounting management, and controls exist to identify potentially false transactions. Flagged transactions are reviewed prior to acceptance into the system.

When accounting systems allow a single individual to make item adjustments, procedures should be in place to ensure a source document as backup for the transaction is generated and an independent technical review of all inventory adjustments is performed. An inventory adjustment that is not reviewed may be a potential source of a masked diversion.

6.4.2. Account Structure

6.4.2.1 At least one reporting identification symbol (RIS) must be established for the facility with an assigned nuclear material representative who is responsible for reporting data to NMMSS. Additional RISs can be established for waste accounts, material under International Atomic Energy Agency (IAEA) agreement, or for another reason identified by the DOE.

6.4.2.2 For each RIS the facility shall establish one or more accounts called material balance areas (MBAs), and all nuclear material shall be assigned to an MBA unless safeguards have been terminated in accordance with safeguards termination requirements. An MBA must have the following characteristics:

- An integral operation within a single geographical area that does not cross a material access area or a protected area boundary.
- An identified nuclear material category, along with a description of the authorized operations.
- An assigned MBA custodian who controls nuclear material movement, approves transfers, and conducts physical inventories. A custodian can be responsible for multiple MBAs but must not be responsible for multiple MBAs when transfers of nuclear material occur between those MBAs (i.e., a single custodian must not serve as both shipper and receiver for material transfers).
- Defined key measurement points for inputs, outputs, and inventory that facilitate localization of inventory difference.

6.4.3. Accounting Systems

6.4.3.1 The accounting system shall provide continuity of knowledge for all nuclear material from receipt through disposition by maintaining an audit trail that includes documentation of transfers, adjustments, measurement results with measurement method, and the identity of individuals making changes to the accounting system (date and time stamp). Entries are fully supported by source documentation.

6.4.3.2 The accounting system shall provide detection capability for data falsification and unauthorized access to the accounting system and source documents.

The accounting system, whether a paper system or computer-based, should have checks and balances that ensure data entered is authorized, reasonable, appropriate, and matches source documents. If a computer system is used to generate

accountability records, a brief overview of the hardware and software configuration should be provided, along with a description of how the system is controlled. Information technology systems used for MC&A will be certified in accordance with DOE requirements. System documentation should include a general description of the computer security measures in place and should refer to relevant computer security documents.

For Example:

- A description of the database(s) and operating system (including classification, where applicable).
- Description of security measures in place to protect information from unauthorized access (e.g., secure local area networks, unclassified/sensitive networks, or encryption devices).
- Responsibility for authorizing access to system.
- Responsibility for maintaining the system and associated software.
- System assurances (e.g., backup and/or reconstruction capabilities).
- Change control; password control; data access control.

The Local Area Nuclear Material Accountability Software (LANMAS) is a DOE standard, network-based accounting software used to satisfy essential records and reporting requirements established by DOE policy for the control and accountability of nuclear materials. While not required, LANMAS provides the necessary framework for establishing MBAs, reporting all required nuclear material, and transmitting data to NMMSS.

- 6.4.3.3 To meet emergency needs the accounting system shall be capable of being updated daily or on demand, and a book inventory listing of all SNM must be generated within 3 hours of the request.

This requirement is for updating records based on reports or information; it does not pertain to how quickly a facility must be able to complete measurements. The listing must differentiate between SNM and other nuclear material.

- 6.4.3.4 Data integrity shall be assured by backing up accountability data at a frequency approved in the MC&A Plan by DOE line management and periodically testing disaster recovery capability.

6.4.4. Accounting Data and Records

- 6.4.4.1 Accounting records and source documents shall include item identification, material type, form, quantity, location, gross weight, net weight, isotope, element concentration, enrichment for nuclear materials in all MBAs. (If available)

Source documents are the forms or reports documenting a transaction. A source document is required for every activity; such as item creation, transfer, removal,

process holdup adjustments, change in form or location, or measurement, which alters the accountability status of nuclear materials. Source documents may be hand-generated paper documents, computer-generated paper documents, or computer generated data files, and are used to update the database. The MC&A Plan should describe the types of source documents generated and the permissions or controls required to generate, prepare, approve and file the documents.

6.4.4.2 The site/facility operator shall establish a documented program to evaluate all inventory adjustments entered in the accounting records. Procedures must be developed and implemented to ensure that all inventory adjustments are supported by measured values or other technically justifiable bases. Holdup adjustments must be justified on the basis of measurements or other factors. The program must include documented procedures for the statistical review of inventory adjustments using techniques such as tests of trends, biases, and correlation. The inventory adjustment program shall address:

- Shipper/Receiver Differences, including a discrepancy in the number of items, a statistically significant measurement result, trending of difference data, and reporting requirements.
- Inventory Differences, including reporting of missing items, inventory differences that exceed control limits, and reporting requirements.
- Evaluation of Other Inventory Adjustments, including procedures for applying radioactive decay, fission transmutation, adjustments for re-measurement of items, and reporting of abnormal situations to DOE line management.

6.4.4.3 Accounting information shall be sufficient for calculating shipper/receiver and inventory differences, evaluating their significance, and investigating and resolving significant differences. For consistency, material in-transit at the end of a reporting period must be included in the receiver's reported inventory.

6.4.4.4 Nuclear material activities shall be reported in the same accounting period in which they occurred.

In nuclear material accounting, this means that transactions and inventory adjustments are recognized during the accounting period in which they occur. For example, a shipment made on the last day of the month should be shown as a transaction by both the shipper and the receiver for that month, even though the receiver may not receive the material until the following month. As this example shows, care is needed in recording each event for the purpose of reporting its effects in the inventory statements.

Inventory adjustments should be addressed in the MC&A Plan and additional details should be provided in accounting procedures. For those facilities using LANMAS the system requires that all data entries be "balanced" and an inventory difference may be generated as part of a transaction.

- 6.4.4.5 In addition to an itemized listing of all nuclear material on inventory, the accounting system shall maintain a separate record referred to as the Material Balance Report (MBR) or General Ledger.

This ledger keeps track of total quantities on hand since the previous physical inventory (or beginning accounting period), additions to the site, removal from the site, adjustments to site accounting records, and the ending inventory (or ending accounting period).

- 6.4.4.6 Accounting system data shall be sufficiently accurate and timely to confirm that a planned material movement would not exceed the approved category level of the MBA or exceed site-wide rollup constraints.

Rollup refers to the accumulation of quantities of nuclear material to a higher category. Facilities should require advance approval of MBA transfers, or the accounting system should determine a priori that a planned material movement will not exceed the approved category levels.

- 6.4.4.7 Source documents and records are considered quality records and shall be retained and protected in accordance with DOE O 200.1, *Information Management Program*.

Records retention should exist in order to facilitate reconstruction of events. The records should reflect the needs of the accounting office, management and review groups, both internal and external. The DOE Administrative Records Schedule 18: *Security, Emergency Planning, and Safety Records*, published by the Chief Information Officer, provides a list of documents that includes MC&A records and their associated retention schedule.

6.4.5 Accounting Reports

- 6.4.5.1 Data fields shall be defined and nuclear material information on shipments, receipts, internal changes, and inventory data sufficient to comply with national and international reporting objectives shall be reported to NMMSS within established timeframes.

NMMSS is the U.S. Government's information system containing current and historic data on the possession, use and shipment of nuclear materials. This centralized database contains information collected from government and commercial nuclear facilities, and provides output reports to those facilities and other interested parties, primarily U.S. Government offices charged with the management and safeguarding of nuclear materials. To accomplish their mission, NMMSS requires facilities to provide two types of information:

- Transaction data
- Inventory summary data.

The transaction data is coded information for the MBR and the inventory summary data are the beginning and ending accounting period inventory information. Data collected and submitted to NMMSS is site summary level data, and not MBA or item specific data. Timely and accurate inventory and transaction data is required. For most facilities with Category I quantities, information is submitted monthly due to the volume of transactions. Other facilities that are less active may submit quarterly. NMMSS closes its records system monthly and has reports available for facilities. NMMSS is required to reconcile the national system to each facility's data on an annual basis, based on transaction and inventory summary data as of September 30 of each year.

The NMMSS User Guide provides detailed instructions on completing forms and submitting data to NMMSS. Electronic submission of data is required, unless manual submission is coordinated with DOE line management. The manual includes reporting formats for transaction data, MBR data, inventory data, Foreign Obligations Reporting and IAEA reporting. The NMMSS program provides a number of means for submitting data electronically to NMMSS including SIPRANET, SECURENET, SIMEX, and encrypted unclassified e-mail. The NMMSS Operator can provide additional information about submitting data electronically. Contact information for the NMMSS Operator is available at www.hss.doe.gov/NMMSS. NMMSS also provides its users with the Safeguards Management Software (SAMS), a software package that facilities can use to validate data. Sites should use SAMS to screen data before submitting it to NMMSS, thus reducing the time needed to reconcile facility and NMMSS data.

- 6.4.5.2 Material Balance Reports (MBRs) are to be submitted annually to NMMSS for the September 30th accounting period and reconciled with the NMMSS data. More frequent data submission and reconciliation of MBRs may be required by DOE line management. DOE facilities selected under the U.S./IAEA Safeguards Agreement will also be required to meet any additional or more frequent reporting requirements for MBRs and other data reports as specified in the facility attachment.

The MBR can be prepared by either the NMMSS operator or by the site/facility operator. The site/facility operator may place a standing request with NMMSS to have NMMSS generate an MBR (DOE/NRC Form 742) in lieu of submission of reports by the site/facility operator. The use of previously reported inventory data and transaction data enables the NMMSS system to generate the material balance report. Reconciling transactions must be submitted if NMMSS balances are to be changed.

- 6.4.5.3 Radioactive decay shall be reported on MBRs annually when the decay has reached reportable quantities, or more frequently if required by DOE line management. Normal operating losses (NOLs) and write-offs shall be reported individually, or with approval of DOE line management, entered monthly.

6.5 PHYSICAL INVENTORY

6.5.1 General Inventory Procedures

The objectives of a physical inventory are:

- (1) The physical inventory in conjunction with other MC&A elements assures that accountable nuclear materials are not missing.
- (2) The physical inventory program ensures that discrepancies between the physical inventory and the accounting records system are detected and resolved.

Performance of a physical inventory consists of the following steps:

1. Determination of what is on inventory at the required frequency (the materials on hand at the time of the inventory),
2. Ensure that process MBAs are prepared prior to the conduct of the actual physical inventory (i.e. equipment cleaned out),
3. Comparison of materials on hand to the records (book inventory), and
4. Investigation and resolution of any differences resulting from step 3.

Determining what is on inventory involves observations and measurements of materials present at the time of the inventory. The list of materials on hand during physical inventory is then compared to the records. The records are the listings of all materials from the previous physical inventory, plus materials moved into and out of the MBA. Anomalies may develop in this comparison that requires investigation and resolution; for example, items may be missing, or the inventory difference (calculation from step 3) may be significantly different from zero.

The book inventory records keep track of what materials went into and out of the MBA, and thus indicate what materials should be on hand at the physical inventory. Some of these materials may be present as discrete items that could easily be traced to individual entries in the records. Other materials may be present as bulk quantities that result from some portion or all of many entries in the records.

Ideally, during a physical inventory, all materials (bulk or item) are located, have quantitative values, or quantitatively measured to assure their presence and quantity, and all areas are inspected to assure that there are no materials present that are not reflected in the records. The bulk materials are either moved to a location where they can be measured, as in the case of liquids being moved to an accountability tank, or they are converted to a stable form for measurement, such as conversion to an oxide or metal.

- 6.5.1.1 The site/facility operator shall implement a physical inventory program for accountable nuclear materials to demonstrate that materials are present in their stated quantities and to detect unauthorized removals or discrepancies.

The physical inventory provides data for two forms of anomaly detection: records checks and calculation of a material balance (and the resultant inventory difference). To provide these anomaly detection capabilities, a physical inventory must be able to relate the materials on hand to the records, and to determine accurately how much material is present (as well as how much has moved through the MBA and if this represents a loss of material).

- 6.5.1.2 The physical inventory procedure may use either a pre-list of the book inventory generated by the accountability computer to locate items, or a hand list of items may be generated during the inventory, and the list compared to the accountability records.
- 6.5.1.3 In lieu of a 100 percent item inventory, a statistical sampling plan may be defined by the site/facility operator and approved by DOE line management. A plan must meet the parameters of Table 6.5-1. Sampling plans should be developed for each MBA category, and MBAs may be combined. A formula similar to that shown in Example 6.2.4-3 may be used.
- 6.5.1.4 Inventories must be based on measured values including measurements or technically justifiable estimates of holdup.

It may not be practical to measure all items due to radiation exposure or time required. Therefore, items that are tamper-indicating or have been sealed with a TID and have been continually under an effective material surveillance program do not need inventory measurements. If there is no indication that an item has been altered, the previous measured value may be used in calculating the material balance.

Items that are not tamper-indicating or sealed with an effective TID must be measured to quantify the nuclear material. When a large number of these items exist, a statistical sampling plan with parameters stated in Table 6.5-1 may be used. Justification for using a sampling plan for these materials must be provided to DOE line management who must approve the plan.

- 6.5.1.5 The physical inventory is also used to show that TIDs are present in their assigned locations, applied to the item indicated in the accounting record, are intact, and that the intact TID has served its function (indicating tampering or altering). During physical inventory, applied TIDs must be compared to the accounting records system and to TID records. Each item should be inspected for penetration and for integrity of both the item packaging and the TIDs. Tag checks, also called location checks (each item is located), are used during a physical inventory to identify gross defects in the inventory. Missing items, missing tamper-indicating devices and broken, falsified, or violated tamper-indicating devices are all examples of gross defects.

Table 6.5-1, Minimum Sampling Parameters for Physical Inventories

Category	Confidence Level	Minimum Detectable Defect
I	95%	3%
II	95%	5%
III & IV	95%	10%

6.5.1.6 Acceptance/rejection criteria shall be established and documented in the MC&A Plan for both item inventories and measurements. The statistical sampling plan must state how inventories or measurements that fail the criteria are resolved.

6.5.2. Scheduling and Planning Inventories

6.5.2.1 Physical inventories of accountable nuclear materials shall be conducted at frequencies commensurate with the Category and operations conducted in each MBA in accordance with Table 6.5-2.

Table 6.5-2 Physical Inventory Frequencies

Category	Processing MBA	Storage MBA
I	2 months	6 months
II	2 months	6 months
III	6 months	2 years
IV	6 months	2 years

6.5.2.2 Inventory frequencies may be extended using alternative measures specified in Table 6.5-3 after review and approval by DOE line management.

Security analysis shall be performed, and if necessary vulnerability/risk assessments, to provide assurance that the risk associated with the extended inventory period or automated inventories is acceptable. Safeguards and security systems should be integrated to achieve protection system effectiveness. Multidisciplinary teams shall perform independent assessments.

6.5.3. Automated Physical Inventories

As technology advances, automation may be applied to physical inventory methods. Automated physical inventories should accomplish the same objectives as manual physical inventories listed above in Section 6.5.1. As with manual inventories, automated measurements are allowed on a statistical basis for storage locations where a 100% inventory is not feasible. However, in most cases where inventories are automated, it should be practical to do a 100% inventory within approved inventory timeframes.

Table 6.5-3, Inventory Periods Based on Alternative Measures for Category I and II Storage Locations

Alternative Inventory Control Measures¹	Inventory Period
Formidable barriers	1 year
Hazardous environment	1 year
Bulk containment	1 year
Vault enhancement above baseline requirements	9 months
Continuous monitoring of physical or mechanical parameters	1 year
General (area-wide) confirmatory measurements	1 year
Continuous item observation ² (e.g., video/image, laser surveillance)	2 years
Continuous item monitoring ² (e.g., monitoring of serial number, TIDs, movement)	2 years
Mass ² (load cell)	2 years
Confirmatory measurements ² on individual items (e.g., thermal, gamma, or neutron emission)	3 years
Quantitative measurements on individual items	May qualify as a continuous inventory ²

¹ When multiple measures are used for storage MBAs, the inventory periods are additive as long as the alternative measures function independently.

² If the measurements are both item- and material-specific and there is a level of confidence that the measurements are correct, the monitoring may qualify as a continuous physical inventory. To be considered a continuous physical inventory, automated measurements must be made on all items on a second-to-second basis.

6.5.4 Inventory of Unmeasured, Poorly-Measured, Irradiated, and Inaccessible Materials

The term, “not amenable to measurement”, is not equivalent to “not convenient to measure” or “challenging to measure.” Where at all possible, material should always be measured.

Applicability of “not amenable to measurement” is determined on a case-by-case basis and requires approval by DOE line management. Appropriate accountability measurement programs should be developed for material that is received on a continuing basis, even if it is unusual in chemical composition or physical form.

6.5.4.1 Nuclear materials not amenable to verification measurement shall be identified in the facility’s MC&A plan. Inventory values for these materials must be based on measured values or technically justified estimates. Justification and supporting documentation for these inventory values must be maintained and readily retrievable for review.

When materials cannot be measured because of size or composition, this does NOT mean that no attempt should be made to characterize these items. Any available information should be used to confirm these materials prior to any limited processing or packaging operations. As soon as possible, a good measurement should be obtained for use prior to any other operations or in preparation for storage. The last measurement prior to storage should be compared to initial data,

and differences should be resolved where at all possible, taking into account the reliability and quality of the initial information.

- 6.5.4.2 For nuclear material that is not amenable to measurement at time of physical inventory, confirmation measurements of two attributes may be substituted. The two attributes chosen for confirmation shall be measured using independent methods that positively confirm the presence of the nuclear material.

6.5.5 Evaluating Inventory Programs

- 6.5.5.1 The site/facility operator shall develop, document and implement a program for evaluating all SNM inventory differences, including those involving missing items. Programs for evaluation of inventory differences for other nuclear materials may be established at the option of DOE line management.
- 6.5.5.2 The site/facility operator shall develop and implement procedures for establishing control limits and requiring an investigation when those limits are exceeded. Procedures for establishing control limits for inventory differences of SNM must be based on variance propagation using current data. The data should reflect operating conditions for the material balance period of the inventory. Other methodologies may be used, but they must be approved by DOE line management and must be justified based on factors such as limited data, low transfer rates, and/or material category. For Category IV MBAs, control limits may be based on professional judgment with the approval of DOE line management. Significant differences between historical limits and limits based on variance propagation must be investigated for the purpose of validating, revising, and refining the variance propagation model.
- 6.5.5.3 Assessments of inventory differences shall be conducted and include statistical tests (e.g., tests of trends and biases), which must be applied, as appropriate, to both total inventory difference and actual inventory difference on both an individual and a cumulative basis for each processing MBA. Inventory records, process logs (where available), or other information may also be used to detect anomalies and trigger investigations.
- 6.5.5.4 Limits of error for IDs (LEID) of processes in new or existing facilities should be used to trigger the need to evaluate and improve measurement systems to determine if reduction in uncertainty can be achieved.

6.5.6 Inventory Reconciliation

6.5.6.1 Procedures must be established and approved to reconcile physical inventory with the book inventory (and adjusted if necessary) within 30 calendar days following receipt of all inventory information (including sample and analysis data). The procedures must address responding to and reporting missing items and inventory differences in excess of control limits. (See Section 6.1.8) Inventory reconciliation must be completed before starting the next physical inventory.

6.5.6.2 Reconciliation must consist of the following activities:

- Comparison of Accounting System values with physical inventory observed values.
- Verification that all receipts and shipments were properly documented and reflected in the Accounting System.
- Investigate all IDs that are greater than the associated LEID.
- Where statistical sampling is used to validate the physical inventory items that are not tamper indicating, the reconciliation shall include extrapolation to the total physical inventory.
- Resolution of any discrepancies identified in the two actions above prior to release of the MBA for resumption of operations.

6.5.7 Special (Emergency) Inventories

6.5.7.1 Special inventories may be conducted upon request of the personnel identified in the MC&A Plan. Examples include, but are not limited to, DOE line management, the contractor MC&A manager, etc.

Special inventories are those conducted in addition to those conducted at the required intervals for a particular MBA. Situations in which special inventories are conducted include, but are not limited to:

- Turnover of the Primary MBA Custodian duties from one individual to another,
- Transition of contractor responsibility,
- Verification that all materials are present following an emergency involving an evacuation of an MBA,
- When doubt exists associated with the holdings of a particular MBA,
- For Performance Testing purposes during management assessments, Surveys, and Office of Independent Oversight Inspections.

These inventories differ from periodic inventories in that they are performed to address objectives that may not include all elements of periodic inventories. A specific plan shall be developed for these inventories to address the scope of the

inventory. For example, a post-emergency special inventory may only require the verification of the presence of the items outside secure storage.

- 6.5.7.2 Physical inventories performed during IAEA inspections may, with the concurrence of DOE line management, serve in place of a scheduled physical inventory.

Appendix A: Suggested MC&A Plan Format

1. Introduction
 - a. Purpose
 - b. MC&A Goals
 - c. Review, Revision, and Change Control
 - d. Approvals
2. Program Management
 - a. Program Management Objectives
 - b. Site Name, Location, and Mission/Programs
 - c. MC&A Threat Considerations
 - d. Reporting Identification Symbol (RIS)
 - e. Plant and MBA Descriptions
 - f. Organizational Structure
 - g. MC&A Responsibilities and Authorities
 - h. MC&A Procedures
 - i. Emergency Plans
 - j. Incident Investigation and Reporting
 - k. MC&A Training and Qualification
 - l. MC&A Element Testing
 - m. Program Review and Assessment
 - n. System Performance Evaluation
3. Nuclear Material Control
 - a. Material Control Objectives
 - b. Nuclear Material Categorization
 - c. Access Controls
 - d. Material Containment
 - e. Material Surveillance
 - f. Material Transfer Controls
4. Measurements and Measurement Control
 - a. Measurement and Measurement Control Objectives
 - b. Selection and Qualification of Measurement Methods
 - c. Measurement Systems
 - d. Measurement Controls
5. Nuclear Material Accounting
 - a. Material Accounting Objectives
 - b. Account Structure
 - c. Accounting System Description
 - d. Records and Reports
 - e. System Assurance
6. Physical Inventory
 - a. Physical Inventory Objectives
 - b. Plans and Procedures
 - c. Inventory Frequency
 - d. Reconciliation and Anomaly Resolution
 - e. Special Inventories

Appendix B: Graded Safeguards Tables

	Attractiveness Level	Pu/U-233 Category (kg)				Contained U-235/Separated Np-237/Separated Am-241 and Am-243 Category (kg)				All E Materials Category IV
		I	II	III	IV ¹	I	II	III	IV ¹	
WEAPONS Assembled weapons and test devices	A	All	N/A	N/A	N/A	All	N/A	N/A	N/A	N/A
PURE PRODUCTS Pits, major components, button ingots, recastable metal, directly convertible materials	B	≥2	≥0.4<2	≥0.2<0.4	<0.2	≥5	≥1<5	≥0.4<1	<0.4	N/A
HIGH-GRADE MATERIALS Carbides, oxides, nitrates, solutions (≥25 g/L) etc.; fuel elements and assemblies; alloys and mixtures; UF ₄ or UF ₆ (≥50% enriched)	C	≥6	≥2<6	≥0.4<2	<0.4	≥20	≥6<20	≥2<6	<2	N/A
LOW-GRADE MATERIALS Solutions (1 to 25 g/L), process residues requiring extensive reprocessing; Pu-238 (except waste); UF ₄ or UF ₆ (≥20% < 50% enriched)	D	N/A	≥16	≥3<16	<3	N/A	≥50	≥8<50	<8	N/A
ALL OTHER MATERIALS Highly irradiated ³ forms, solutions (<1 g/L), compounds; uranium containing <20% U-235 or <10% U-233 ² (any form, any quantity)	E	N/A	N/A	N/A	Reportable Quantities	N/A	N/A	N/A	Reportable Quantities	Reportable Quantities

¹The lower limit for Category IV is equal to reportable quantities in DOE O 474.2.

²The total quantity of U-233 = (Contained U-233 + Contained U-235). The category is determined by using the Pu/U-233 side of this table.

³In this Technical Standard “highly irradiated is defined in the definitions.

Appendix C

Special Nuclear Materials**

Special nuclear materials in this table must be controlled and accounted for in a graded manner consistent with the Graded Security Protection policy and Graded Safeguards Table.

Material Type	Reportable Quantity*	Weight Field Used for Element	Weight Field Used for Isotope	Material Type Code
Enriched Uranium	gram	total U	U-235	20
Uranium-233	gram	total U	U-233	70
Plutonium-242 ¹ (Pu)	gram	total Pu	Pu-242	40
Plutonium-239-241	gram	total Pu	Pu-239 + Pu-241	50
Plutonium-238 ²	tenth of a gram	total Pu	Pu-238	83
Uranium in Cascades	gram	total U	U-235	89

*Reportable quantity is the minimum amount of material subject to the requirements of DOE O 474.2. Facilities with less than a reportable quantity of a material are exempt from the requirements of DOE O 474.2 for that material. Facilities with a reportable quantity or more of a material are to report transactions and inventories to NMMSS. A reporting unit is the mass unit that site/facility accounting systems must use for reporting inventories and transactions.

¹Report as Pu-242 if the contained Pu-242 is 20 percent or greater of total plutonium by weight; otherwise, report as Pu-239-241.

²Report as Pu-238 if the contained Pu-238 is 10 percent or greater of total plutonium by weight; otherwise, report as Pu-239-241.

** Although classified as other accountable nuclear material, separated Am-241, separated Am-243, and separated Np-237 must be controlled and accounted for as SNM.

Appendix D

Other Accountable Nuclear Materials

Other Accountable Nuclear Materials in this list must be controlled and accounted for financial and materials management purposes and being protected in a graded manner consistent with their strategic and monetary importance or as required by international agreements.

Material Type	Reportable Quantity*	Weight Field Used for Element	Weight Field Used for Isotope	Material Type Code
Depleted Uranium (U)	kilogram	total U	U-235	10
Normal Uranium	kilogram	total U	-	81
Americium-241 ⁴ (Am)	gram	total Am	Am-241	44
Americium-243 ⁴	gram	total Am	Am-243	45
Californium-252 (Cf)	microgram	-	Cf-252	48
Berkelium ³ (Bk)	microgram	-	Bk-249	47
Curium (Cm)	gram	total Cm	Cm-246	46
Deuterium ¹ (D)	tenth of a kilogram	D ₂ O	D ₂	86
Enriched Lithium (Li)	kilogram	total Li	Li-6	60
Neptunium-237 ⁴ (Np)	gram	total Np	-	82
Thorium (Th)	kilogram	total Th	-	88
Tritium ² (H-3)	gram	total H-3	-	87

*Reportable quantity is the minimum amount of material reportable to the NMMSS.

¹For deuterium in the form of heavy water, both the element and isotope weight fields will be used; otherwise, report isotope weight only.

²Tritium contained in water (H₂O or D₂O) used as a moderator in a nuclear reactor is not an accountable material.

³Berkelium must be accounted for at the site level. It is not required that it be reported to NMMSS.

⁴Americium and Np-237 contained in plutonium as part of the natural in-growth process are not required to be accounted for or reported until separated from the plutonium. If separated, these materials must be controlled and accounted for as SNM.

CONCLUDING MATERIAL

Review Activity:

EM
HSS
MA
NE
NNSA
SC

Preparing Activity:

Office of Security Policy (HS-51)

Project Number

SANS-0006

Field and Operations Offices

CH
ID
NNSA Service Center
ORO
RL
SRO

Site Offices:

ANL
INL
LASO
LLSO
NSO
OR
PSO
RLSO
SRSO
SSO
YSO

External Agency

Defense Nuclear Facilities Safety Board